


Vaccination Drive mobile app for Volunteers

APP Download Link:

<https://drive.google.com/u/0/uc?id=11iGKo4Op6d06-rQz8g8QJFqfBa-jvQ3y&export=download>

or

<https://drive.google.com/file/d/11iGKo4Op6d06-rQz8g8QJFqfBa-jvQ3y/view>

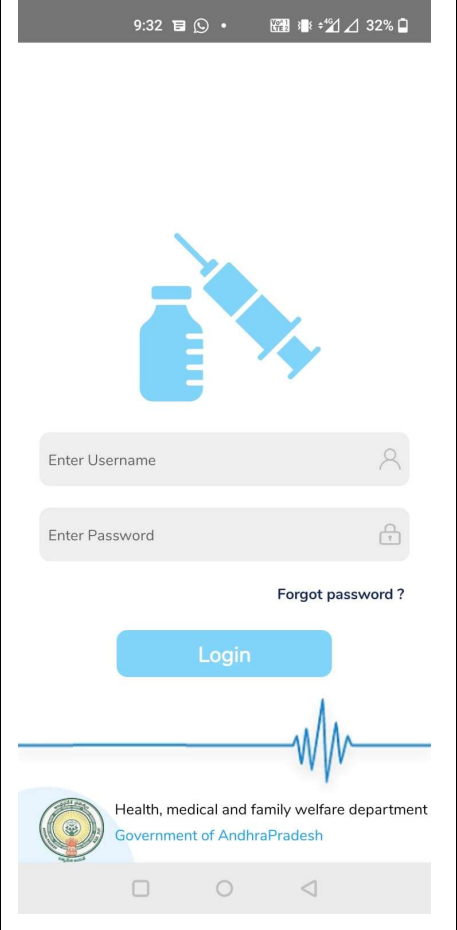


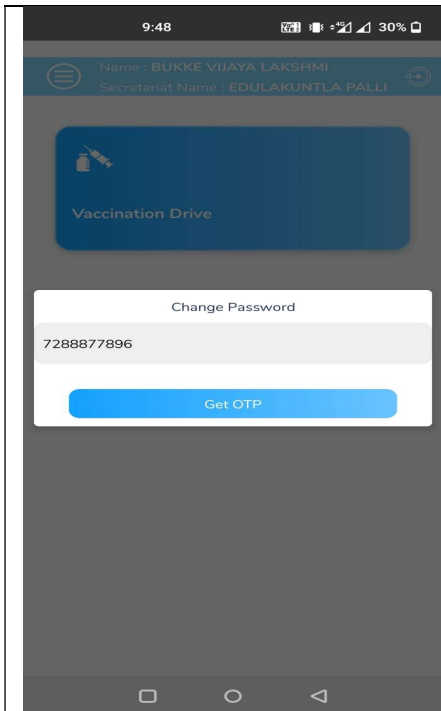
Vaccination Drive Mobile App User Manual

Contents

1. Login for Vaccination Drive application	2
2. Vaccination Drive Module	2

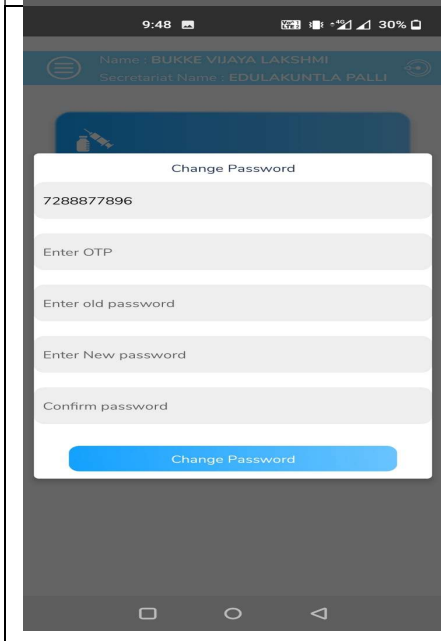
1. Login for Vaccination Drive application

	<ol style="list-style-type: none">1. Enter Valid 'Username' and 'Password' and then click on 'Login' button.2. Both Username and Password are same (Example: vd + (Cluster ID of the Volunteer) i.e. vd10190001002).
--	---

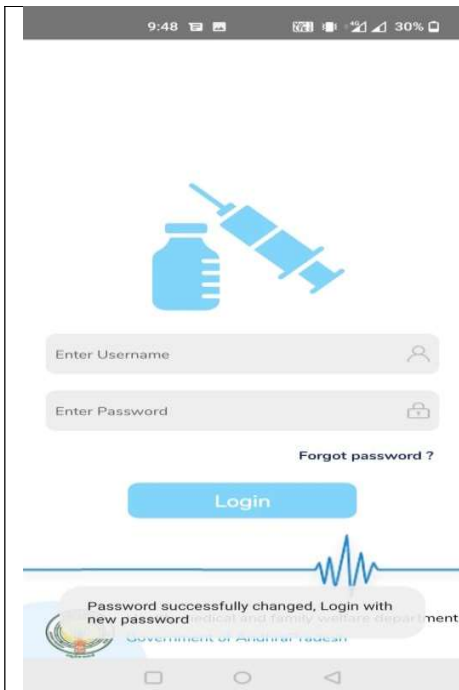


User will be navigated to change password screen as shown.

1. User needs to enter their valid mobile number and Press on Get OTP.
2. User will get OTP as a message to the mobile number which they have entered initially.

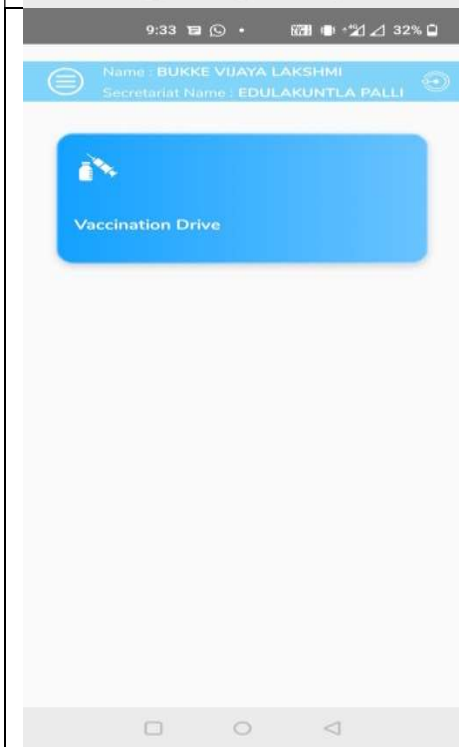


3. User will navigate to screen as shown
4. User need to enter OTP, Old password, new password, Confirm password.
5. Click on Change Password.



After clicking Change Password button, User will be navigated to Login page as shown.

1. User needs to enter valid username and password and click on login button.
2. Username will be same as previous (vd + cluster ID i.e. For Example :- vd10190001002)
3. Password will be new password which was set by user at first login.
4. Click on Login button.



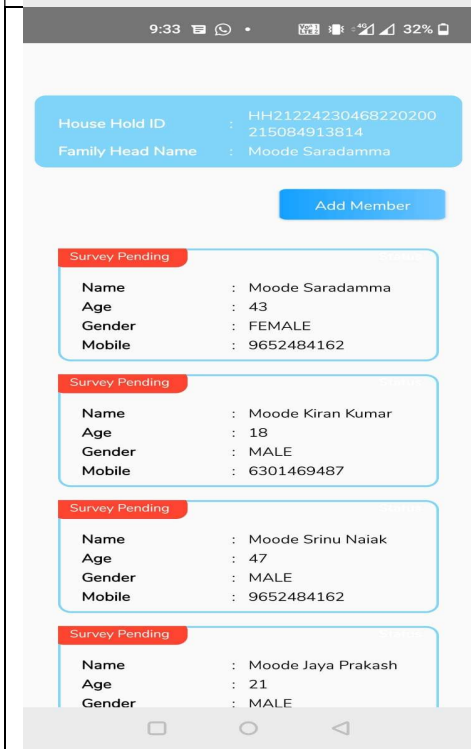
User will be navigated to Home screen as shown

1. Click on Vaccination Drive. User will be navigated to screen as shown below.



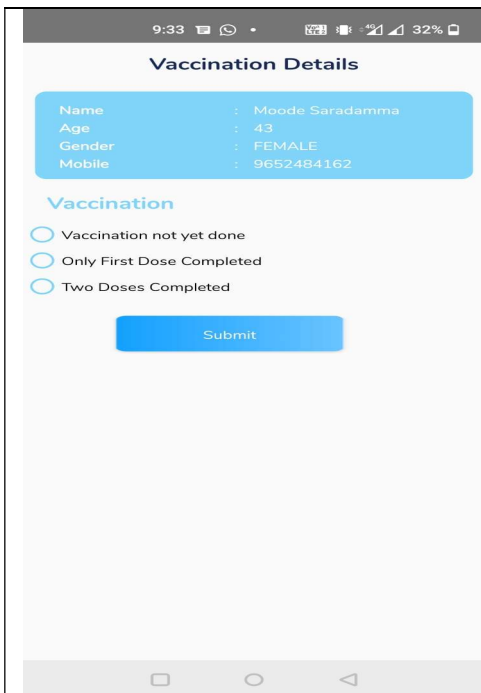
User will be navigated to screen as shown.

1. Here the user can see all the House Hold ID's along with Family Head Name under his/her cluster.
2. Click on the Tab or Box, user will be navigated to screen as shown below.



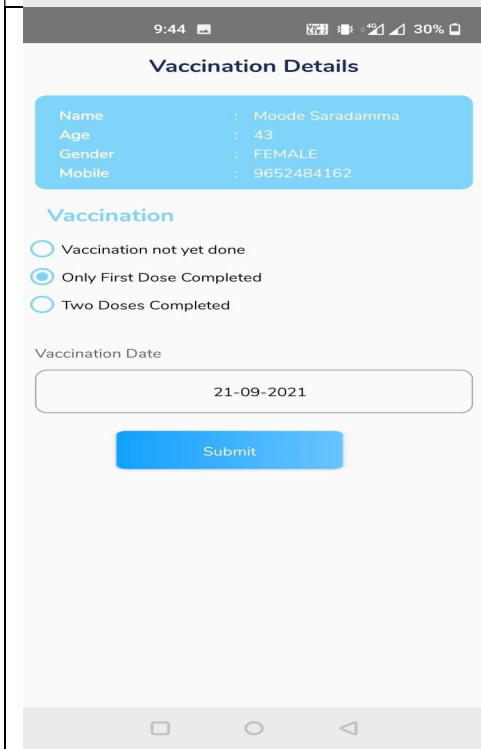
User will be navigated to screen as shown.

1. Here the user can see all the names of the family members in that household.
2. If in case any of the family member's data is not found here. Click on Add Member button and add their details.
3. Select one family member.

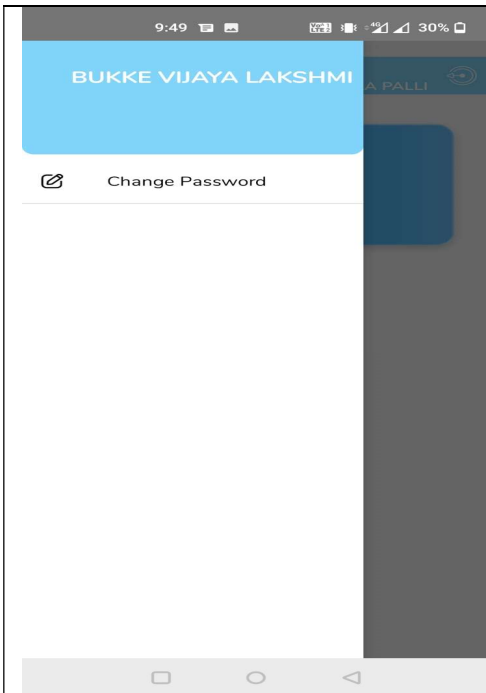


User will be navigated to Vaccination Details Screen as shown.

1. Here user needs to ask citizen. Whether he/she vaccinated or not, how many Doses of vaccination are done?
2. If he/she is not vaccinated, Mark on Vaccination not yet done.
3. If he/she has done with two doses, Mark on Two Doses Completed. (i.e. 3rd option)

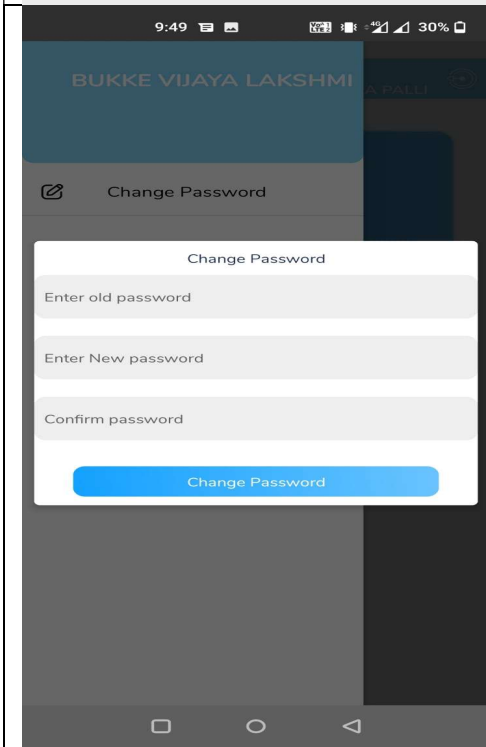


4. If he/she is vaccinated with only first dose, Mark on Only First Dose Completed. (i.e. 2nd option)
5. Enter First Dose Vaccination Date.
6. Click on Submit.

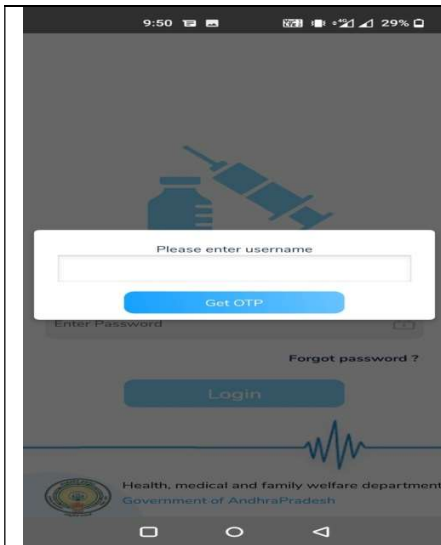


If the user wants to change their password.

1. In Home screen, under left navigation bar you have an option called change password.
2. Click on change password user will be navigated to screen as shown below.

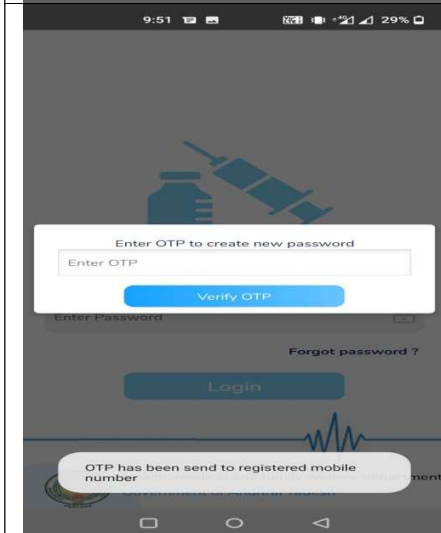


3. User needs to enter their old password, new password and confirm password
4. Click on Change Password.



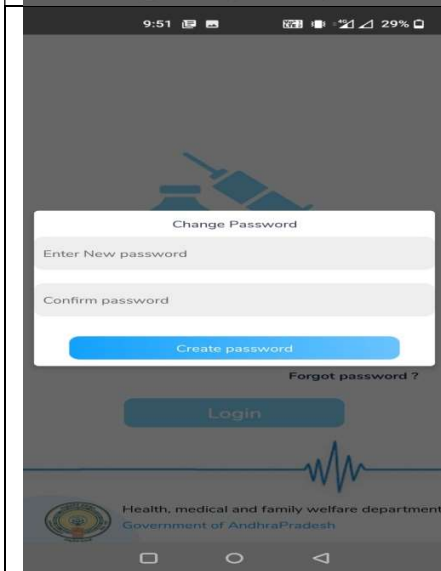
If user forgot password.

1. Click on Forgot Password. User will navigated to screen as shown.
2. User needs to enter their username and click on Get OTP. User will be navigated screen as shown below.



User will receive OTP to their registered mobile number.

3. Enter OTP and click on verify OTP button user will be navigated to screen as shown below



4. User needs to enter New password and Confirm new password and click on Create Password button.
5. New password will be created.