



GOVERNMENT OF ANDHRA PRADESH

GVWV & VSWS DEPARTMENT

Auto Nagar, Vijayawada

Jagananna Arogya Suraksha

Case Sheet Printing

User Manual
September 2023

Overview:

- Citizen case sheet printing for the Jagananna Arogya Suraksha Camps will be provided to all secretariats where the camp is scheduled. There are two types of case sheets that can be downloaded:
 - i. Volunteer wise
 - ii. Citizen wise
- The case sheet should be printed on the preprinted stationary provided and to be given to the citizen on the camp day.

a) Open the link <http://ncdcd.ap.gov.in/Jagananna-Arogya-Suraksha/> in the browser and the login screen will be shown.

b) Enter the username, password and the captcha to login

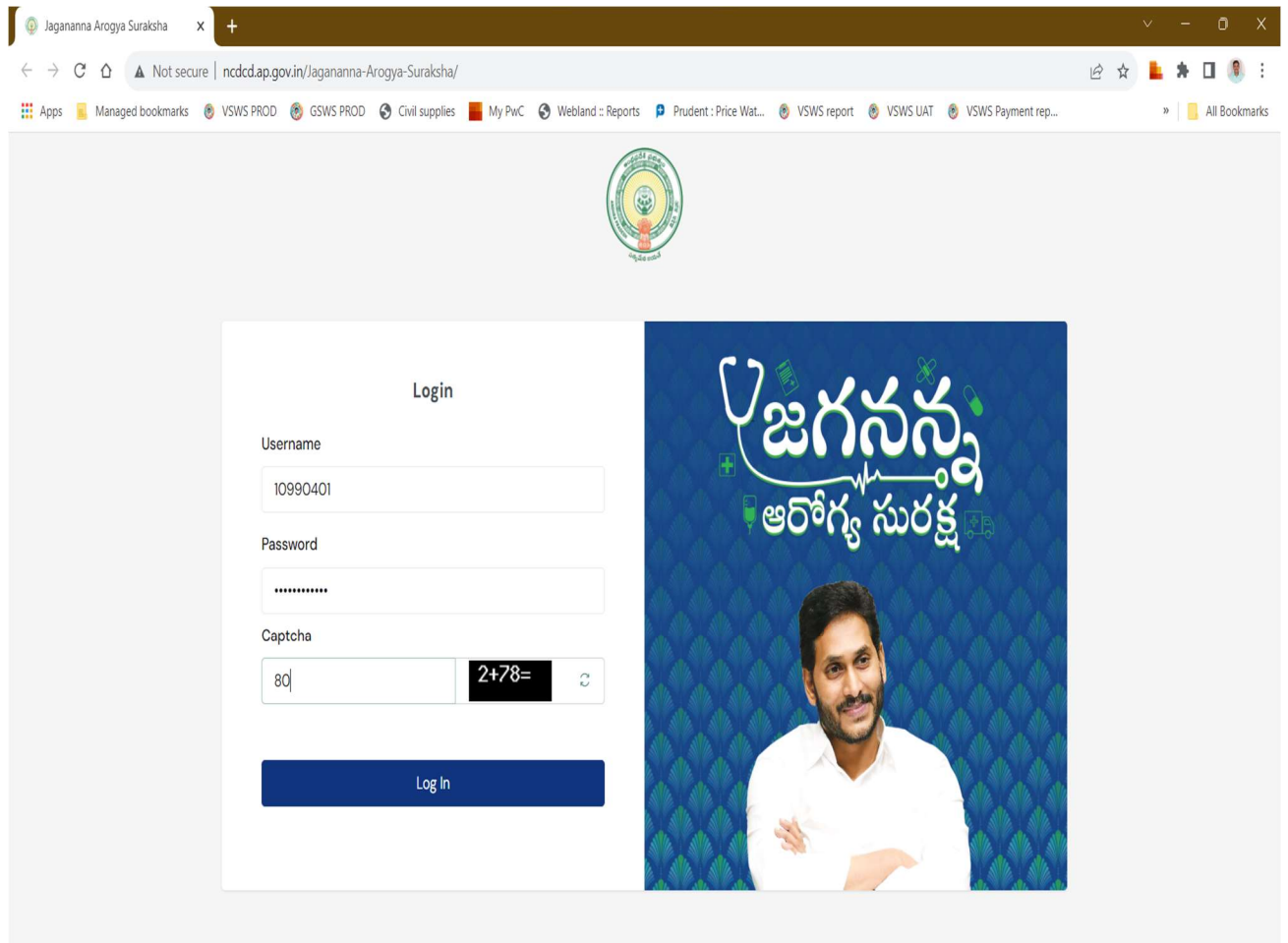
Note: User ID - Secretariat Code (8 digits)

Password - Secretariat Code(8 digits)@123

For example, if the secretariat code is 11223344 then:

User ID - 11223344

Password - 11223344@123

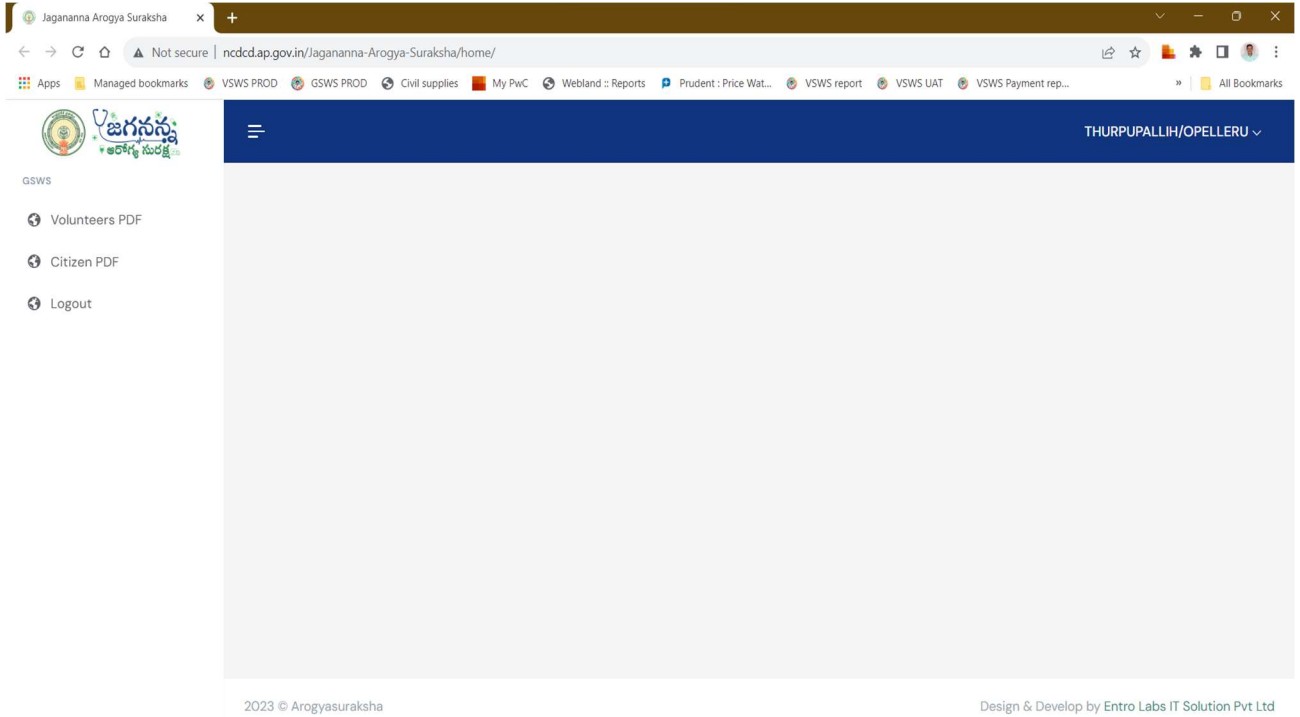


The screenshot shows a web browser window with the URL <http://ncdcd.ap.gov.in/Jagananna-Arogya-Suraksha/>. The page title is "Jagananna Arogya Suraksha". The login form is titled "Login" and contains the following fields:

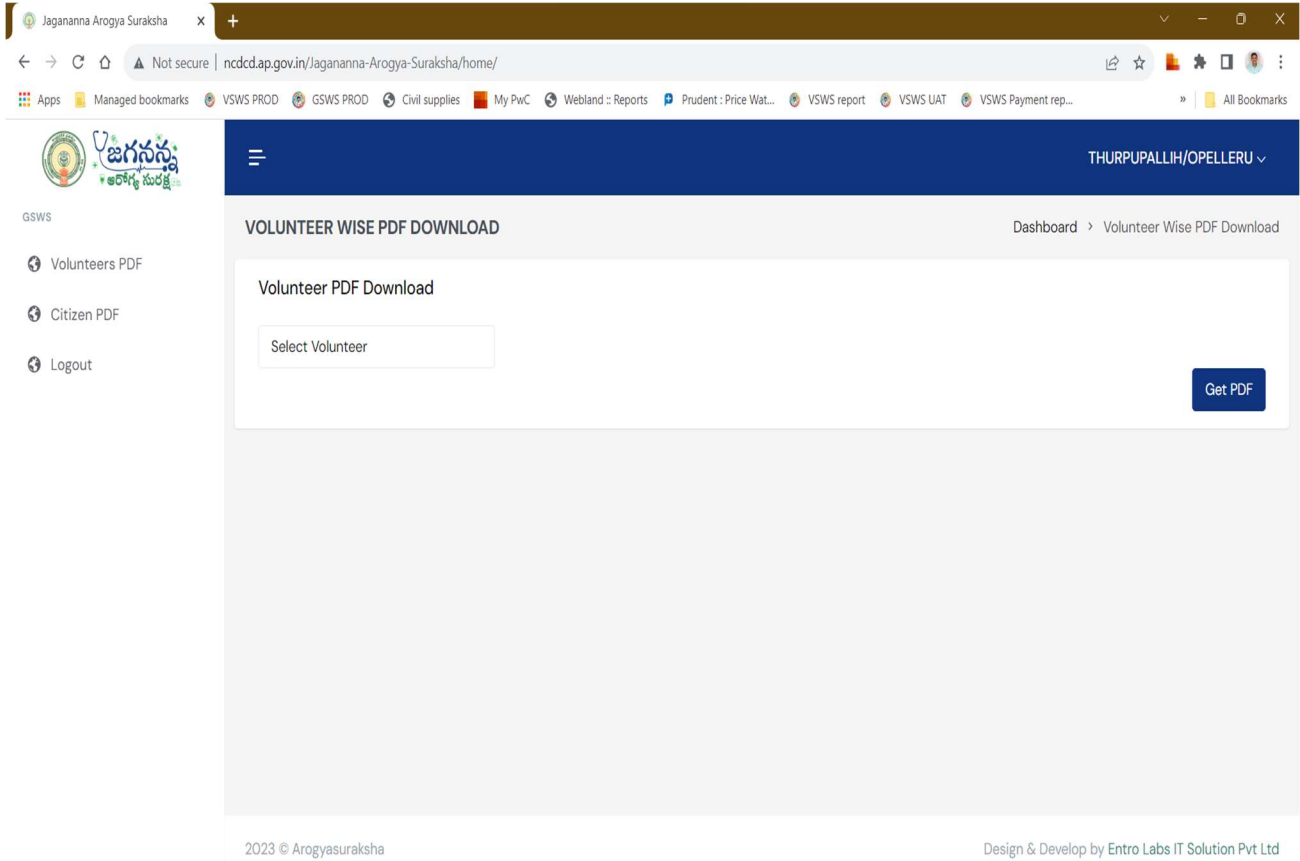
- Username: 10990401
- Password: [masked]
- Captcha: 80

A "Log In" button is located below the captcha field. To the right of the form is a banner with the text "జగనన్న ఆరోగ్య సురక్ష" and a portrait of a man.

c) The case sheet printing screen will be shown below.



d) Click on the volunteer PDF on the left side, and the screen below will be shown.



e) Select the desired volunteer in the secretariat.

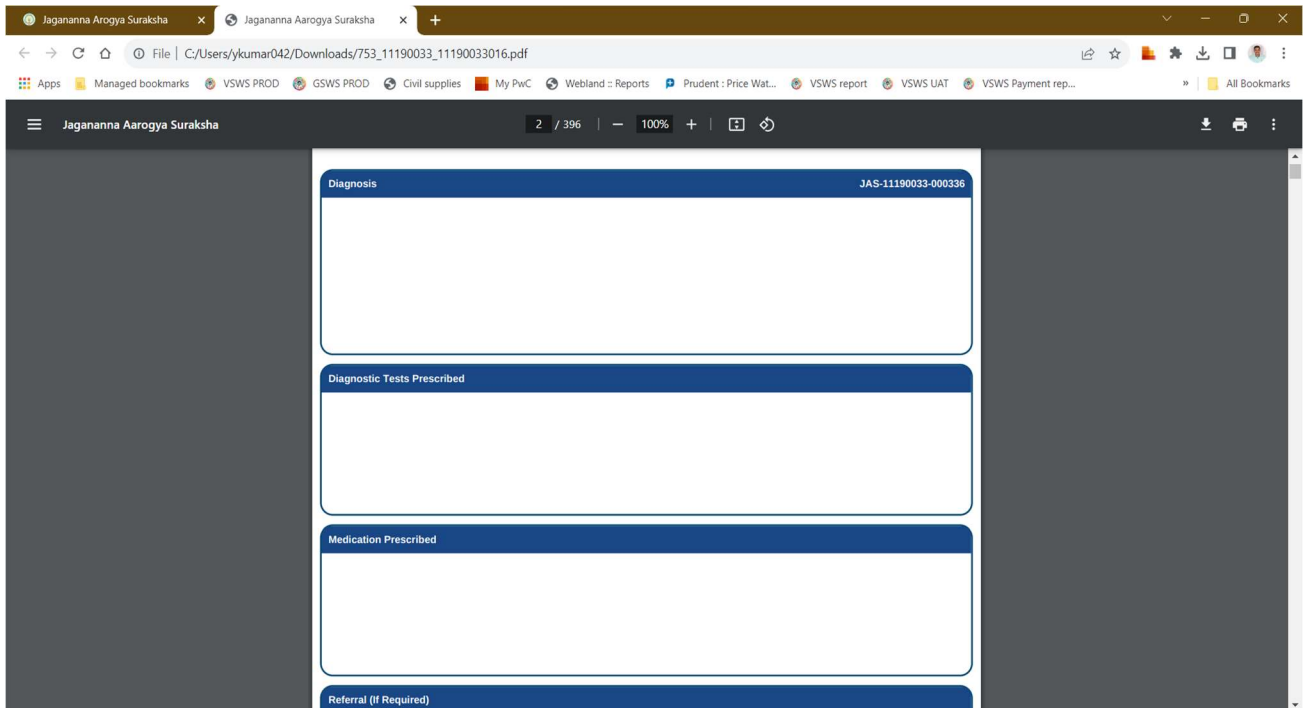
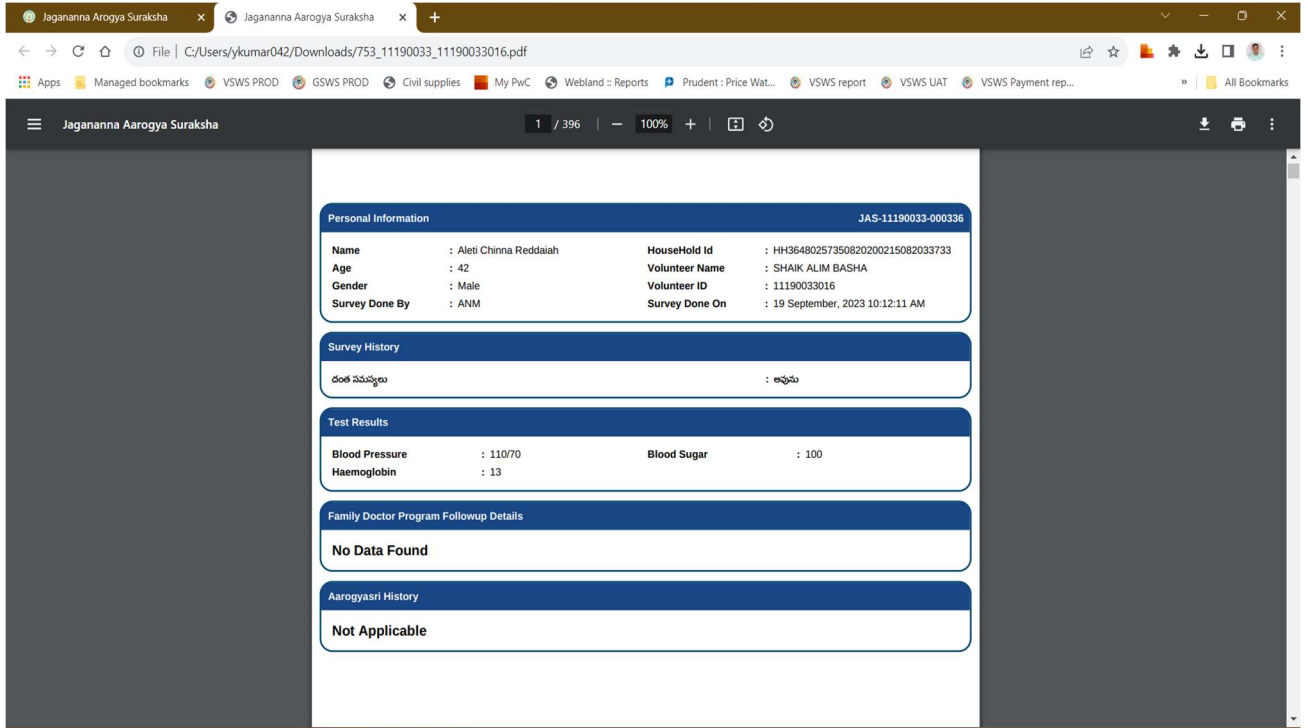
The screenshot shows a web browser window with the URL ncdd.ap.gov.in/Jagananna-Arogya-Suraksha/home/. The page title is "VOLUNTEER WISE PDF DOWNLOAD". On the left, there is a sidebar with "GSWS" and three menu items: "Volunteers PDF", "Citizen PDF", and "Logout". The main content area has a header "VOLUNTEER WISE PDF DOWNLOAD" and a sub-header "Volunteer PDF Download". Below this, there is a dropdown menu with the following options: "ALLA ALLA PRASAD", "Select Volunteer", "MEKALA PRATHYUSHA", "ALLA ALLA PRASAD" (highlighted), "ANKINAPALLI SURESH", "AVULA SWARUPA", "DEVARAPATI DURGA BHAVANI", "GANGAVARAM PRAVEENA", "GANGAVARAM SWAPNA", "GONELA GONELA JAYASREE", "KALICHAPPIDI PRIYANKA", "SABBU PENCHALAMMA", and "SHAIK ABDUL RAHEEM". A "Get PDF" button is located to the right of the dropdown. The footer contains "2023 © Arogyasuraksha" and "Design & Develop by Entro Labs IT Solution Pvt Ltd".

f) Click on Get PDF to download the case sheet for all citizens under the respective volunteer.

The screenshot shows the same web browser window as in the previous image. The dropdown menu is now closed, and the text "ALLA ALLA PRASAD" is visible in the input field. The "Get PDF" button remains on the right. A download notification is visible in the top right corner of the browser window, showing two PDF files: "515_10990401_10990401006 (1).pdf" (1,236 B • Done) and "515_10990401_10990401006.pdf" (1,236 B • 3 minutes ago). The footer contains "2023 © Arogyasuraksha" and "Design & Develop by Entro Labs IT Solution Pvt Ltd".

g) The case sheet for all the citizens will be shown in the PDF. Print the PDF and provide it to the citizen on the camp day.

Note: After the download of the case sheet, the same should be printed on the Jagananna Arogya Suraksha pre-printed stationary only.



h) To download the case sheet for a particular citizen, click on the citizen PDF on the left side the below screen will be shown. Enter the Aadhar number and click on Get PDF.

The screenshot shows a web browser window with the URL ncdcd.ap.gov.in/Jagananna-Arogya-Suraksha/home/. The page title is "CITIZEN PDF DOWNLOAD". On the left side, there is a navigation menu under the "GSWS" header with the following items: "Volunteers PDF", "Citizen PDF", and "Logout". The "Citizen PDF" item is selected. The main content area contains a form titled "Citizen PDF Download" with a label "Aadhar No" and a text input field labeled "Aadhar Number". A blue button labeled "Get PDF" is positioned to the right of the input field. The footer of the page includes the text "2023 © Arogyasuraksha" on the left and "Design & Develop by Entro Labs IT Solution Pvt Ltd" on the right.