

TATA CONSULTANCY SERVICES

Experience certainty. IT Services
Business Solutions
Outsourcing

YSR PENSION KANUKA

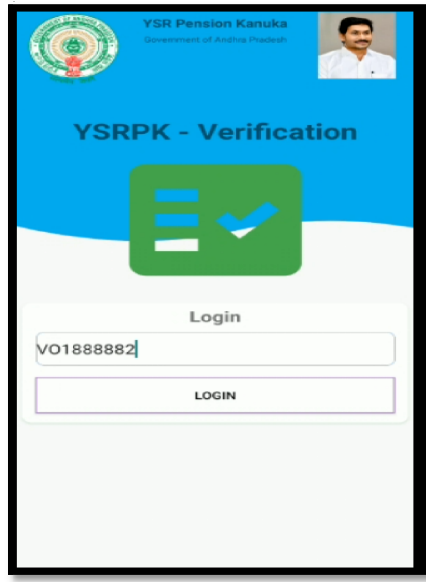
User Manual

for

Verification Officer (V.1.4)

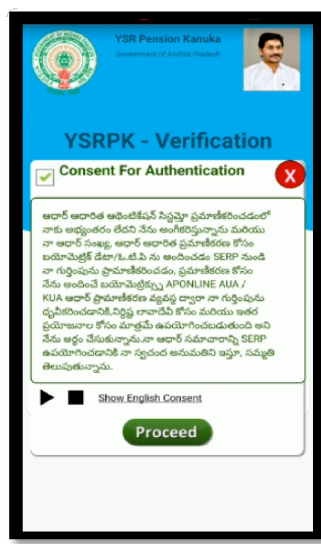
Verification Officer Login Application

- This Application is developed for authenticate valid Beneficiary
- After installation the App click on the Verification app icon

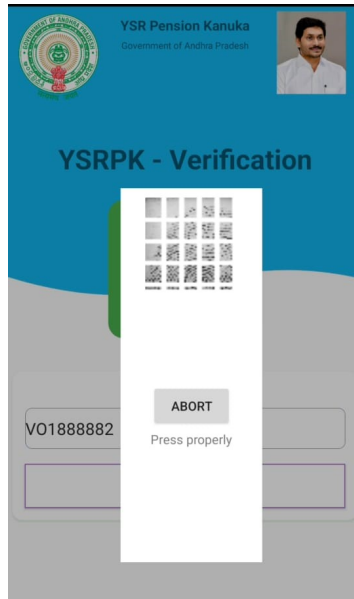


User Login:


- In Verification officer login, VO user id is created in MPDO login (YSRPK Web Portal)
- Enter the user id in app login page and click on login button, then app will prompts for consent for authentication
- By Selecting consent then click on Proceed button, App will ask for fingerprint authentication



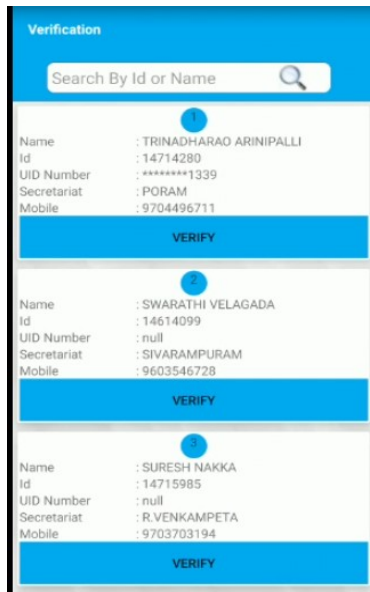
- After checking the consent app will prompts the authentication



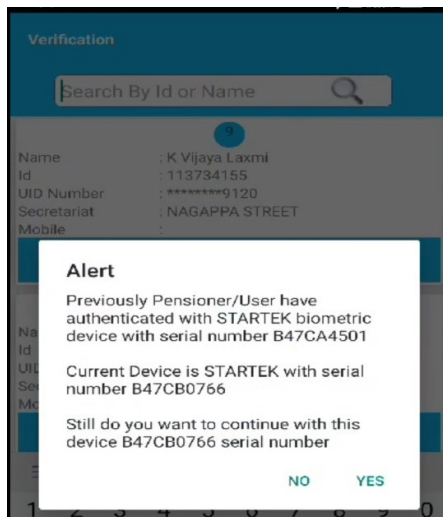
- After successful finger print authentication below home page will be displayed



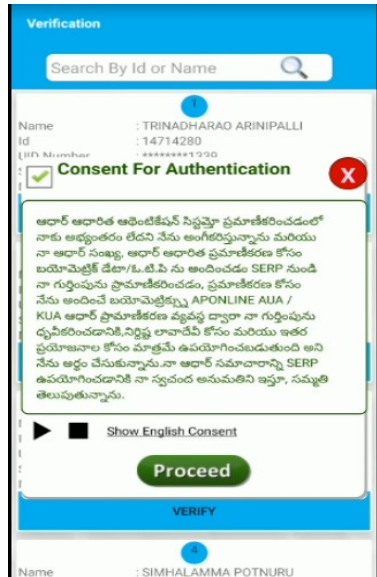
- By Clicking on ' Get Details; icon, User get the below mapped beneficiarydetails




- Clicking on Verify button below alert displayed if previous authenticated Scanner serial number & currently authenticating serial number are not matched.



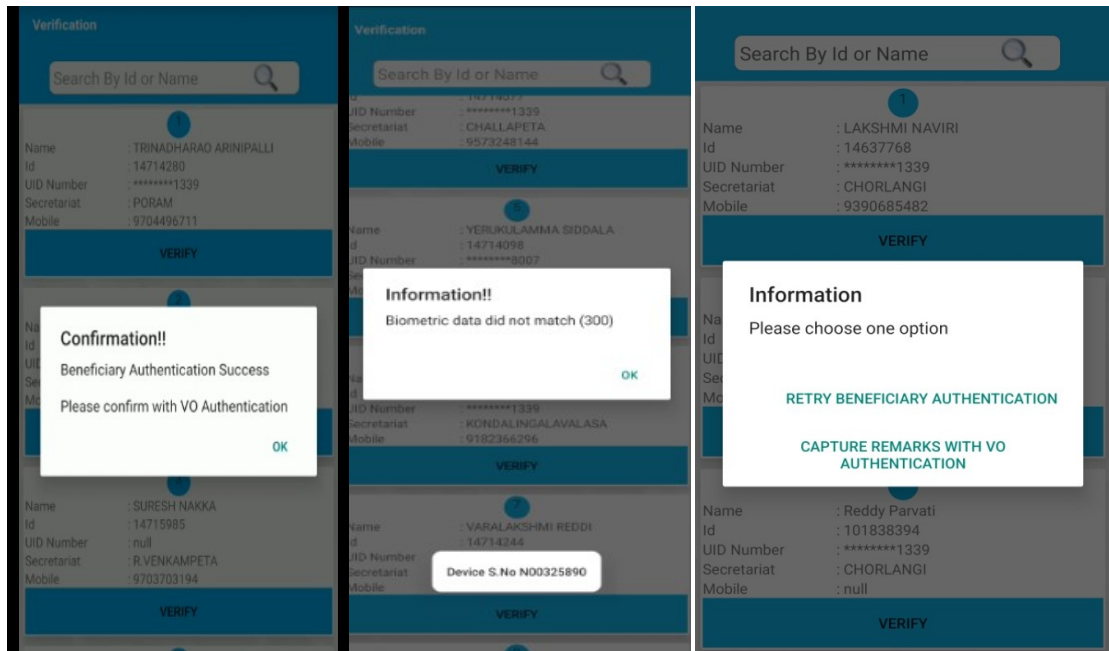
- If User doesn't want to continue with this device then click on NO button current alert will be dismissed.
- User has to still continue with this device and click on yes button, and then app will prompts the consent for authentication.



- After checking the consent ,app will prompts beneficiary authentication

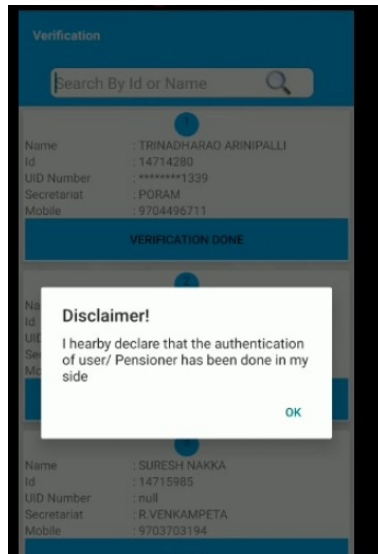


- If beneficiary authentication is successful then app will prompts for VO Authentication otherwise app will prompts an option for beneficiary second attempt or Capture Remarks with VO Authentication.

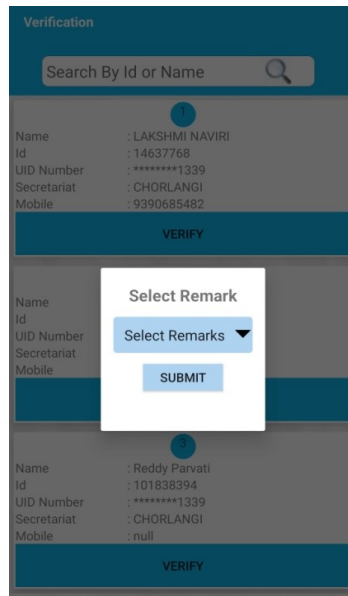


(A) Beneficiary authentication Success (B) Beneficiary authentication failed

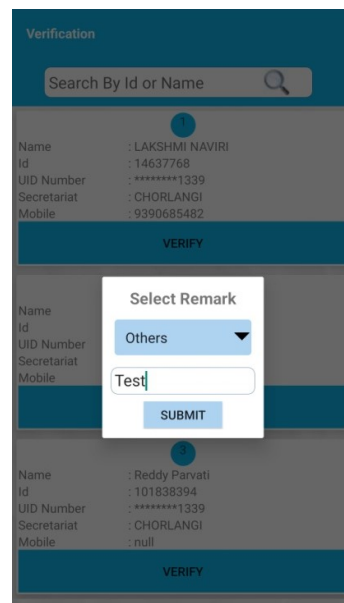
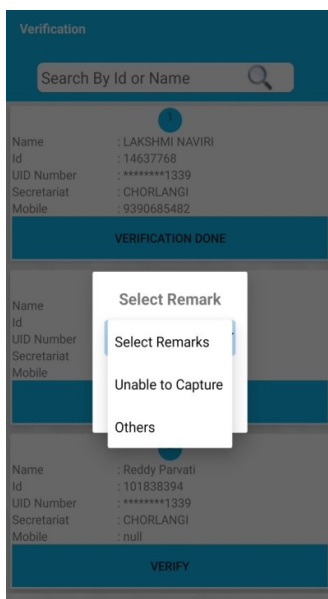
- By selection of Capture Remarks With VO authentication app will ask below Disclaimer



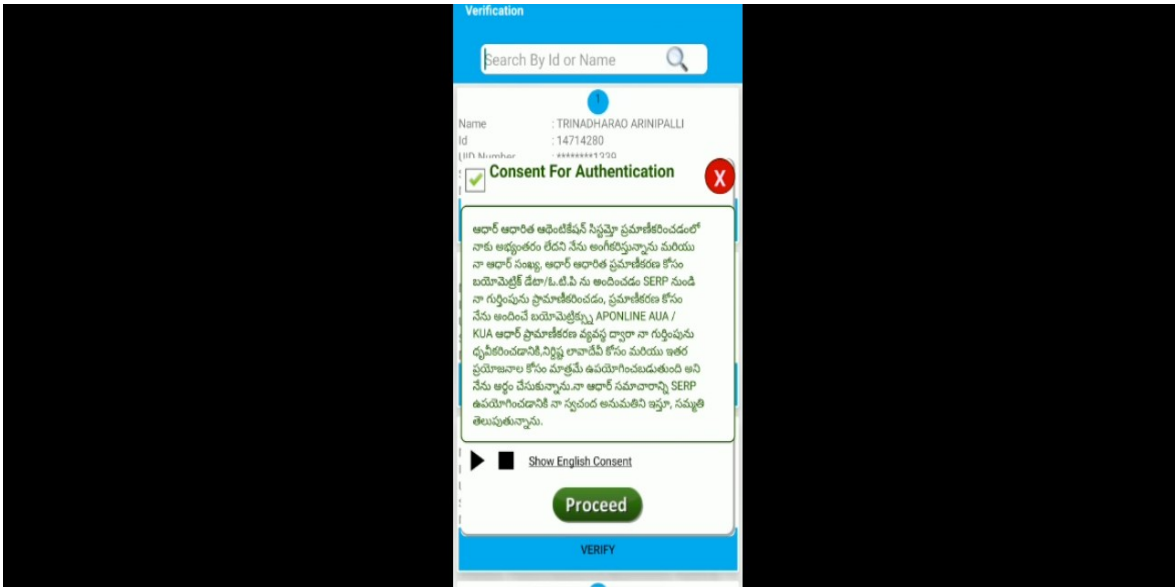
- VO needs to click on OK button to capture failed remarks then below screen will be displayed



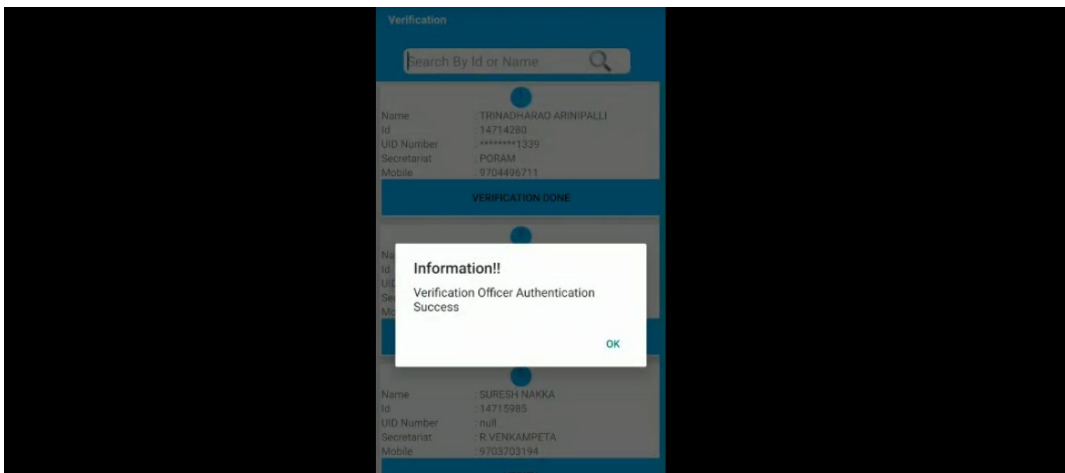
- If VO Select Others , VO need to enter Remarks then click on submit button



- By Clicking on submit button, app will prompts for consent for authentication



- By selecting Consent box click on Proceed button, then app will ask for VO authentication
- After Successful Authentication verification, screen displays below message



Reports:

- By using this report, we can check the Total Beneficiaries, verified, beneficiary Auth success, Beneficiary Auth failure, To be Verified

Reports	
	Count
Total Beneficiaries	25
Verified	2
Beneficiary Auth Success	1
Beneficiary Auth Failure	1
To Be Verified	23

➤ To view detailed report, click on required count then app will displays beneficiary details

Beneficiary Details Report	
Search By Id or Name <input type="text"/>	
Beneficiary ID	10290325
Name	CHINTA SRIPATHI
Mobile Number	6300480841
Remarks	null
Beneficiary ID	10290319
Name	KRANTHI KUMAR NANNI
Mobile Number	7093914043
Remarks	null
Beneficiary ID	10290319
Name	APPARAO GUDDILI
Mobile Number	9492294350
Remarks	null
Beneficiary ID	10290321
Name	NAGAMANI RAGOLU
Mobile Number	9573248144
Remarks	null

