



**GOVERNMENT OF ANDHRA PRADESH**  
**GVWV & VSWS DEPARTMENT**  
**Auto Nagar, Vijayawada**

**USER MANUAL**  
**FOR**  
**JAGANANNA SURAKSHA MEESEVA SERVICES**



## Contents

1.1 About Service: .....	3
2.1 Procedure for applying at GSWS: .....	3
Logging in GSWS portal: .....	3
Image 1: Logging in .....	3
Image 2: User Id .....	4
Image 3: Password .....	4
3.1 Redirecting to MeeSeva service:.....	5
Image 4: MeeSeva Services .....	5
Image 5: Selection of Jagananna Suraksha.....	5
Image 6: Jagananna Suraksha Token .....	6
4.1 F Line Application by VS.....	7
Image 7: F-Line Application (New) Land Details Screen.....	7
Image 8: Confirm Payment .....	8
Image 9: Receipt .....	8



## 1.1 About Service:

'Jagananna Suraksha', a comprehensive initiative designed to ensure that all citizens have hassle-free access to various welfare schemes, Volunteer takes the required service from citizen and generates a token. Secretariat receives token and enters the token number in employees login and facilitates the respective service based on the token number. Through a registered token, this service offers GSWS services. Citizens can visit GSWS centers and apply for JAGANANNA SURAKSHA service, which entitle them to free access to all GSWS services. Based on the services of MeeSeva and AP Seva the services will be redirected to the respective portals

## 2.1 Procedure for applying at GSWS:

This section contains instructions for the users to apply for **JAGANANNA SURAKSHA** from GSWS / VSWS website

### Logging in GSWS portal:

- Go to GSWS website and select on Login as depicted in Image 1.

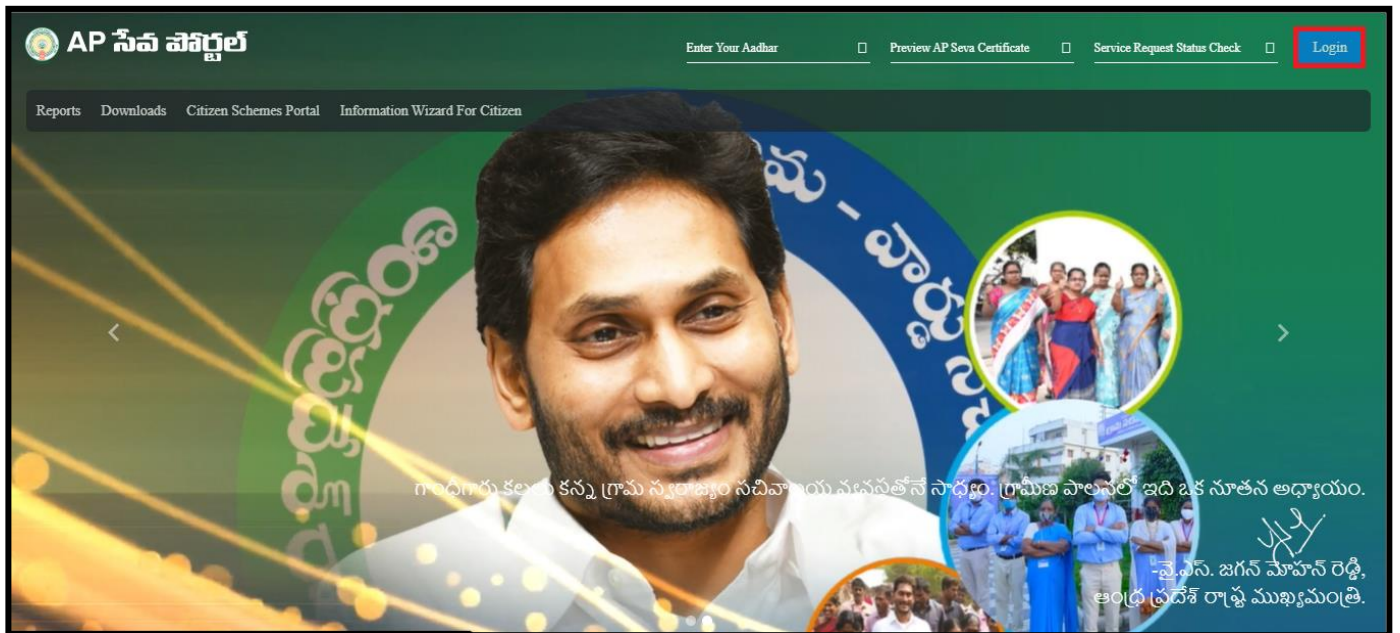
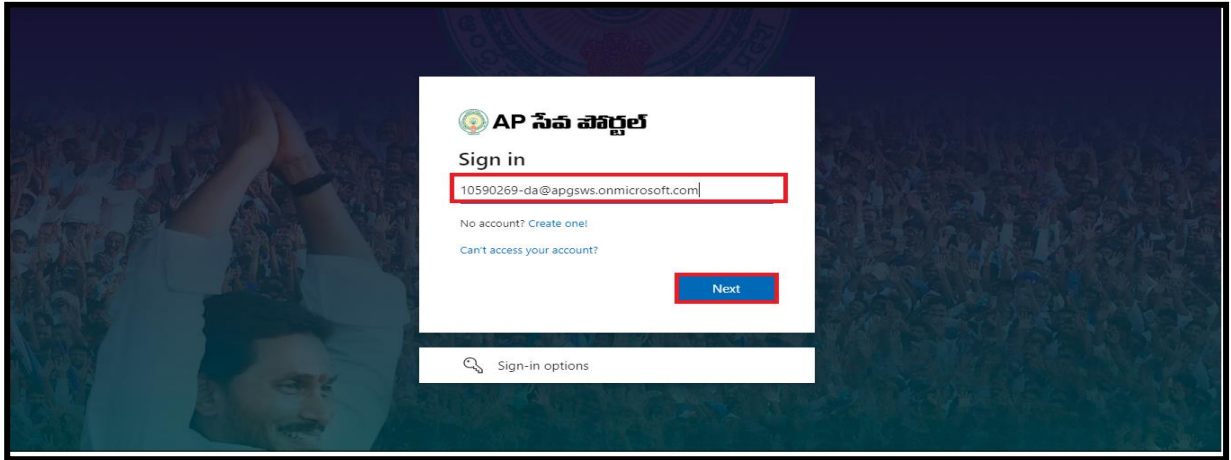


Image 1: Logging in

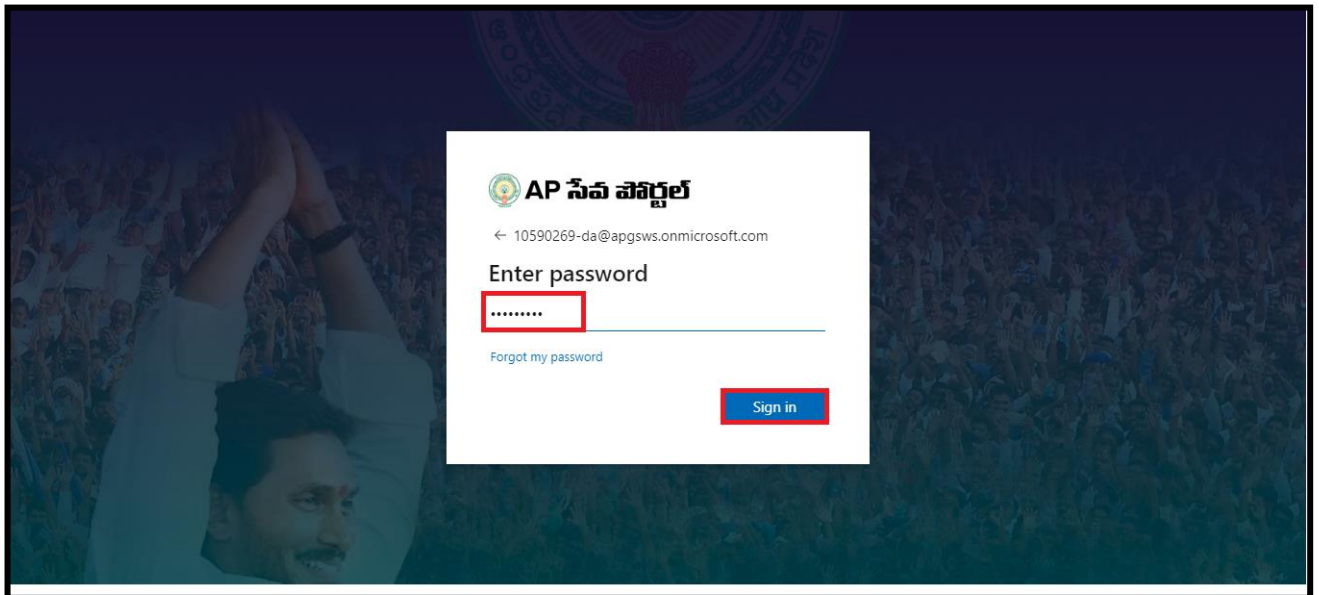


- Enter User id and select next as depicted in Image 2.



*Image 2: User Id*

- Enter password and select on **Sign in** as depicted in Image 3.



*Image 3: Password*



### 3.1 Redirecting to MeeSeva service:

- A screen will appear and select **MeeSeva Services** as depicted in Image 4.

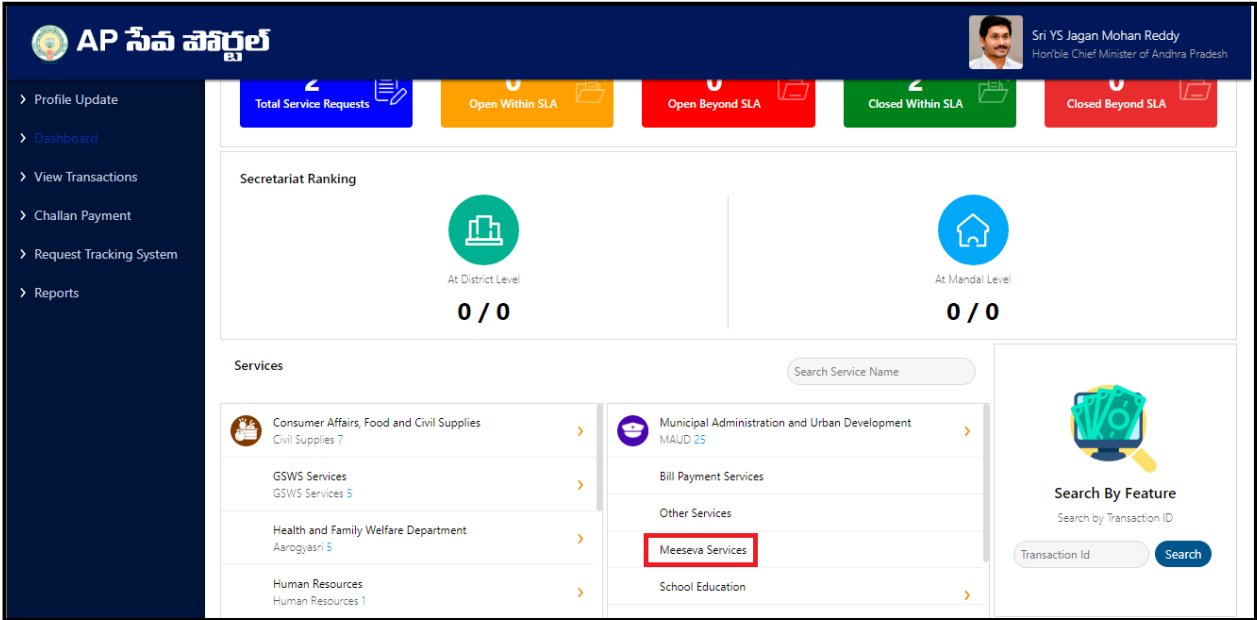


Image 4: MeeSeva Services

- Select **Jagananna Suraksha** service as depicted in Image 5.

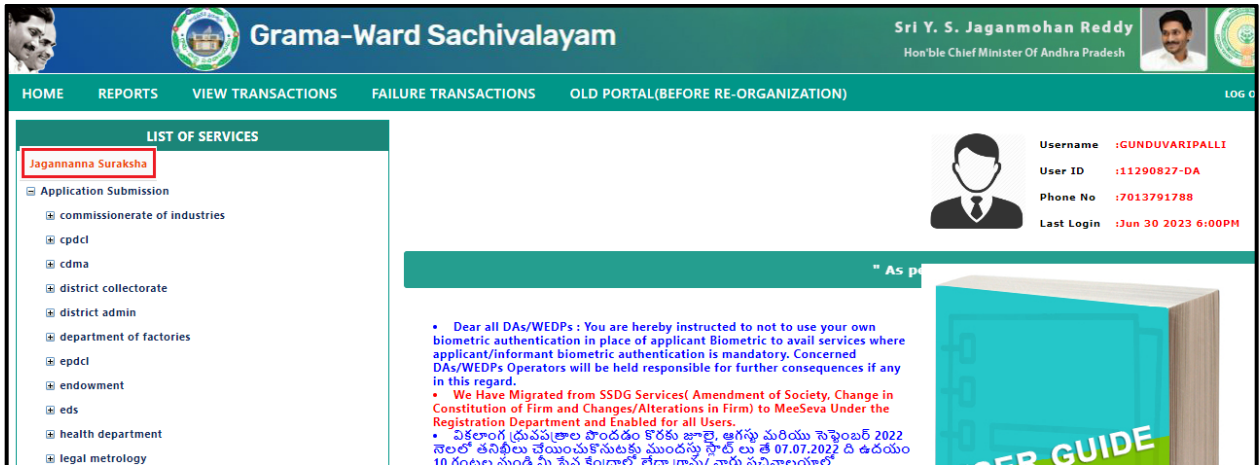


Image 5: Selection of Jagananna Suraksha



- Enter **Jagananna Suraksha Token number** and select on submit option as depicted in Image 6.

The screenshot shows the header of the Grama-Ward Sachivalayam portal. On the left, there is a profile picture of Sri Y. S. Jaganmohan Reddy. The header text reads "Grama-Ward Sachivalayam" and "Sri Y. S. Jaganmohan Reddy Hon'ble Chief Minister Of Andhra Pradesh". Below the header, there is a form with the label "Enter Jagannanna Suraksha Token No:" followed by a text input field containing the token number "JSRQR23063000000689". To the right of the input field is a red "Submit" button.

*Image 6: Jagananna Suraksha Token*

- **Note: After submission of the token, based on the token number services will be redirected.**
- **For Example, this token Number is redirected to F Line Application Service.**



## 4.1 F Line Application by VS

- Now F-Line Application (New) Land Details Screen will be displayed as depicted in Image 7.

### F-LINE APPLICATION (NEW VERSION) FORM

Please Select Payment Mode

Payment Mode:

**Land Details**

Note \* : Please Enter the Survey Number same as the Record, please follow the Guidelines attached for installing Telugu Fonts. [Click Here](#)

District\*:  Mandal\*:

Village\*:  Khata No\*:

Secretariat\*:

**Khatadar Name in WebLand: ఆదిర్పేటి అమృత అప్పారావు**

Survey No's	Sub Division No's	Extent in WebLand	Extent (in acres)	Action
<input type="text" value="144"/>	<input type="text" value="144-1A"/>	00	<input type="text" value="0.300"/>	<input type="button" value="Add"/>

**Details of Adjacent Land Holders:**

Name\*:  Father/Husband Name\*:

Address\*:  Contact Number\*:

Characters Remaining

**Applicant Details**

Application Number\*:  AADHAAR Card No:

Applicant Name\*:  Relation\*:  Self

Gender\*:  Male  Female  Transgender

**Permanent Address**

Door No:  Locality/Land Mark:

District\*:  Mandal\*:

Village/Ward\*:  Pin Code\*:

Postal Address is same as Permanent Address

**Postal Address**

Door No:  Locality/Land Mark:

State\*:

District\*:  Mandal\*:

Village/Ward\*:  Pin Code\*:

Mobile\*:  Phone:

Email:  Remarks:

Ration Card NO:  Delivery Type\*:

**Documents List (NOTE: All Upload Documents are in Pdf Format Only)**

Application Form\*: File Browse:  Meeseva Appl..tion form..pdf

Image 7: F-Line Application (New) Land Details Screen





- Select on **Confirm payment** as depicted in Image 8.

Receive Payment			
Challan Amount:	<input type="text" value="500"/>	User Charges:	<input type="text" value="0"/>
Courier Charges:	<input type="text" value="0"/>	Total Amount:	<input type="text" value="500"/>
<input type="button" value="Confirm Payment"/>			

Image 8: Confirm Payment

**Note: Only service fee will be collected based on the service type and no user charges will be collected from the citizen.**

- A receipt will be generated as depicted in Image 9.

F-LINE APPLICATION (NEW VERSION) RECEIPT			
Date of Payment:	29/06/2023	Authorized Agent:	11290827-DA
Application No:	FSNV012300211540	Transaction ID:	TAFSNV012300211540
Applicant Name:	D Chinna Venkatappa	Service Type:	F-LINE APPLICATION BY VS
Amount Paid (in Rs.):	500	Document Village:	AMADAGUR
Document Mandal:	AMADAGUR	Document District:	Sri Sathya Sai
SurveyNo/SubsurveyNo:	509-1, 5...		
Delivered In:	Within 15 working days from requested date .		
Note : Note: 1. Asking Bribe? - Call ACB Toll-free number 14400 / ಎವರೈನಾ ಲಂಛಂ ಅಡಗಿನಾ, ಅವಿನಿತಿಗೆ ಪಾಲ್ಪಡಿಸಿ ACB ಟೋಲ್-ಫ್ರೀ ಸಂಖ್ಯೆ 14400 ಕು ಪಿರಾಡು ಜೆಯಂಡಿ. 2. To know the Application Status, Please visit <a href="https://ap.meeseva.gov.in">https://ap.meeseva.gov.in</a> .			
Sd/- GUNDUVARIPALLI			
<b>Please click on "Service requests registered" for generation of receipts</b>			
<input type="button" value="Print"/>	<input type="button" value="List of Services"/>	<input type="button" value="F-line Application (New Version)"/>	<input type="button" value="Back"/>

Image 9: Receipt