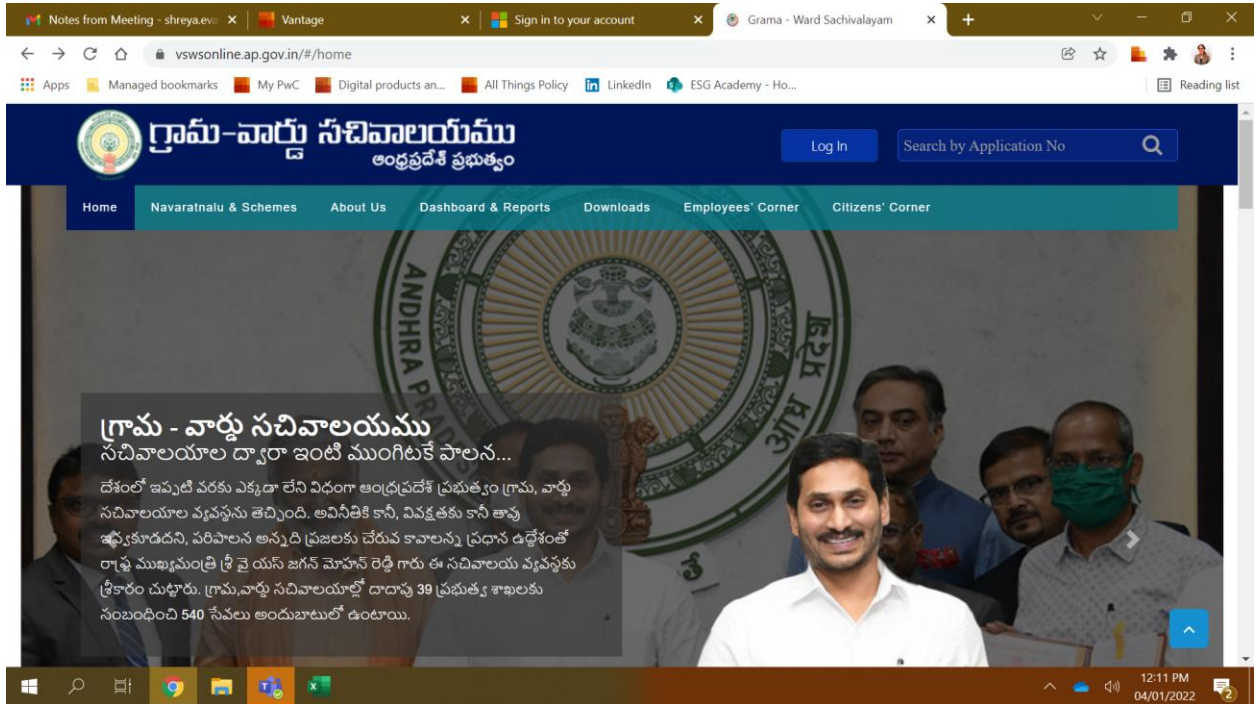


NEW CSP PORTAL

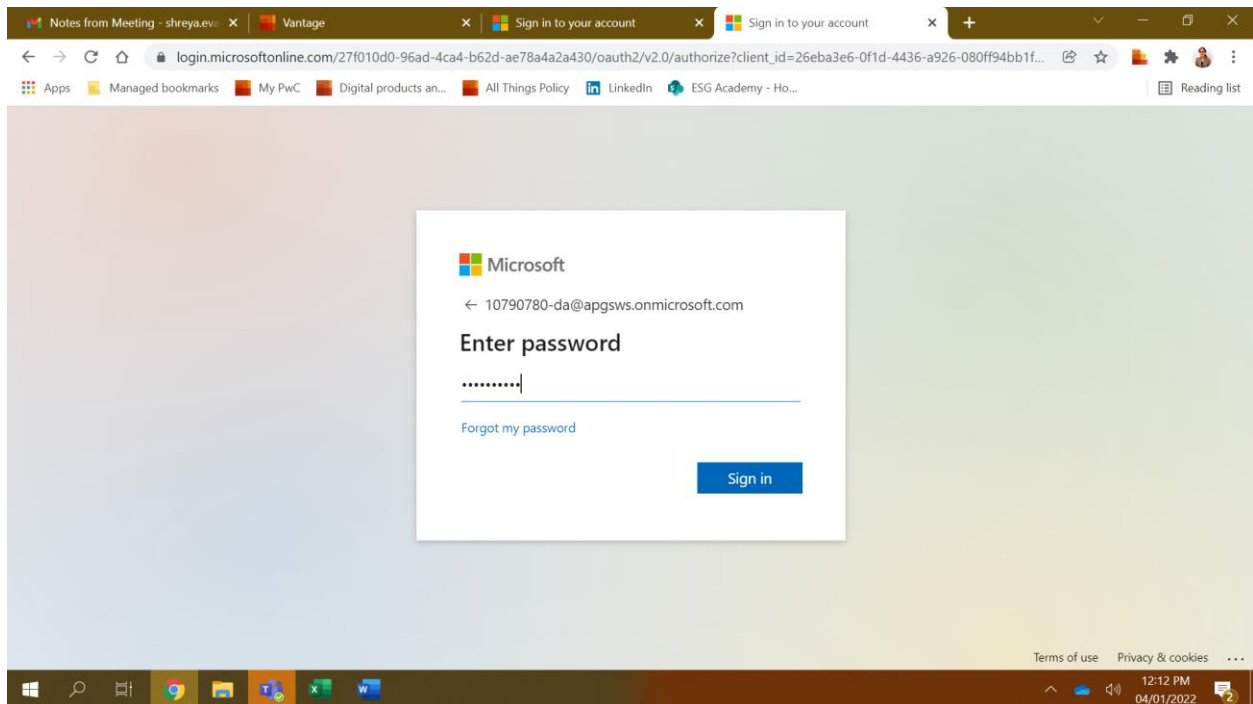
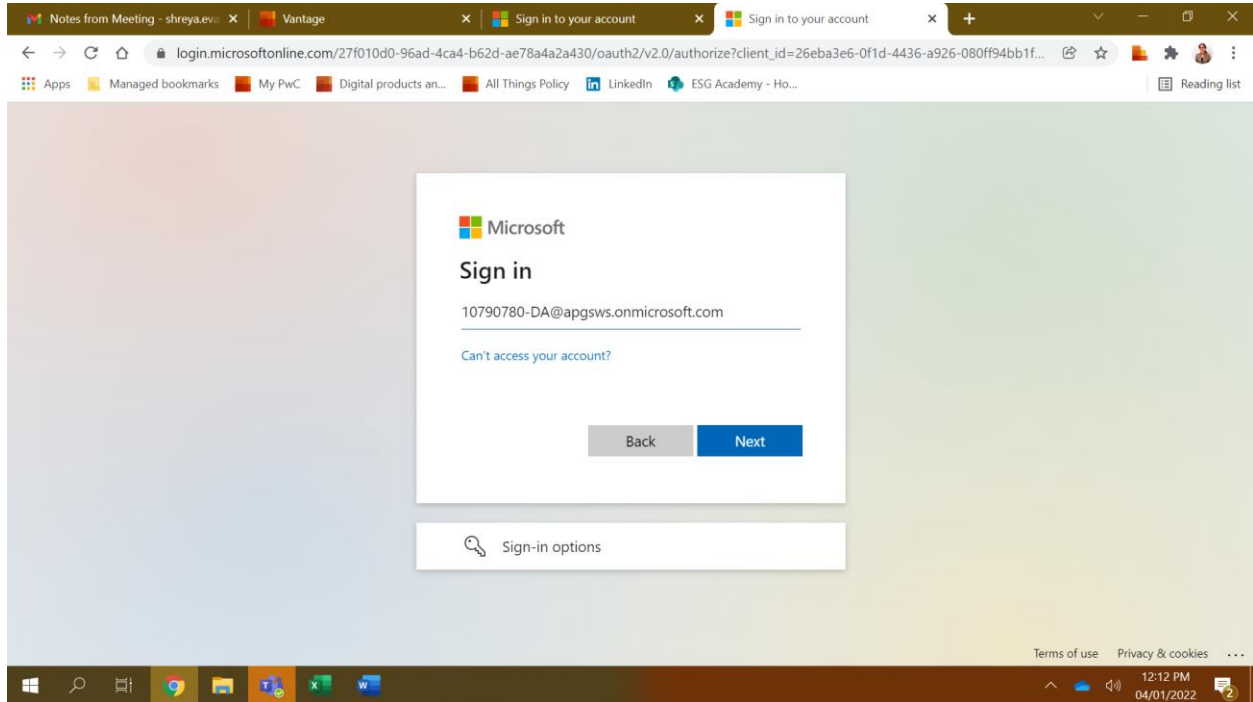
The following process is the same for all functionaries in the initial login. For Demo purpose, the steps are shown for the DA Login.

1. Login Instructions Screens

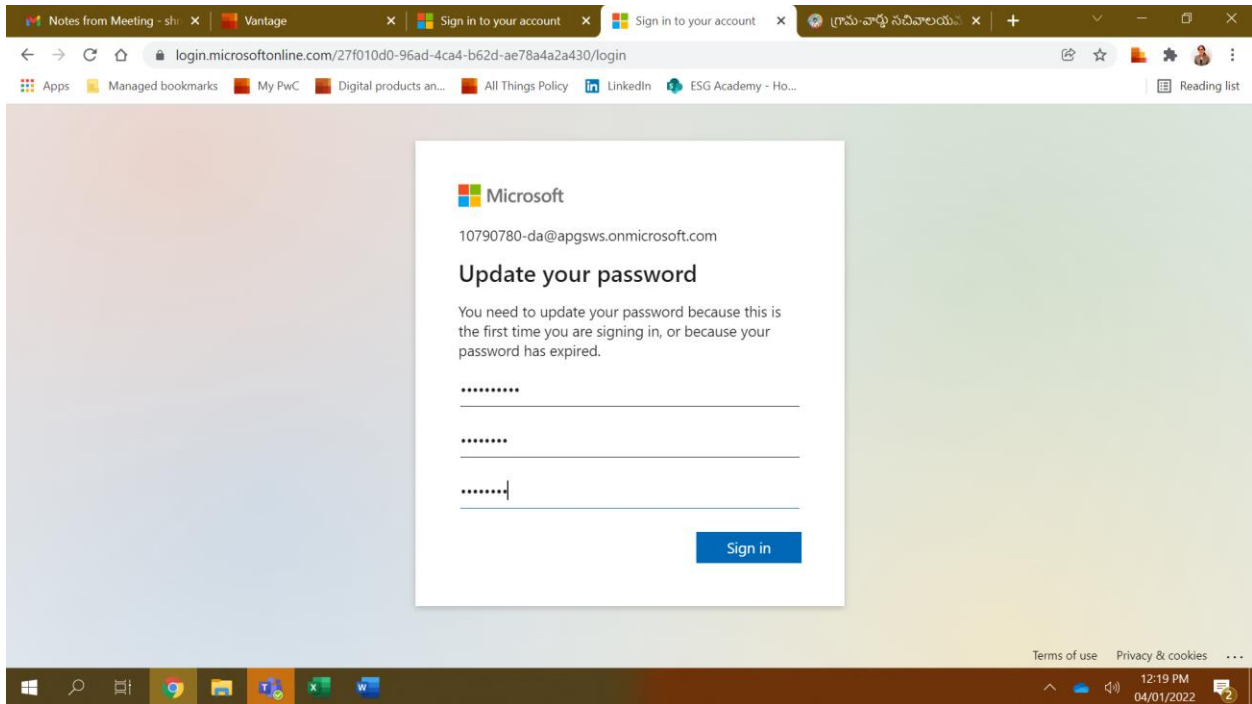
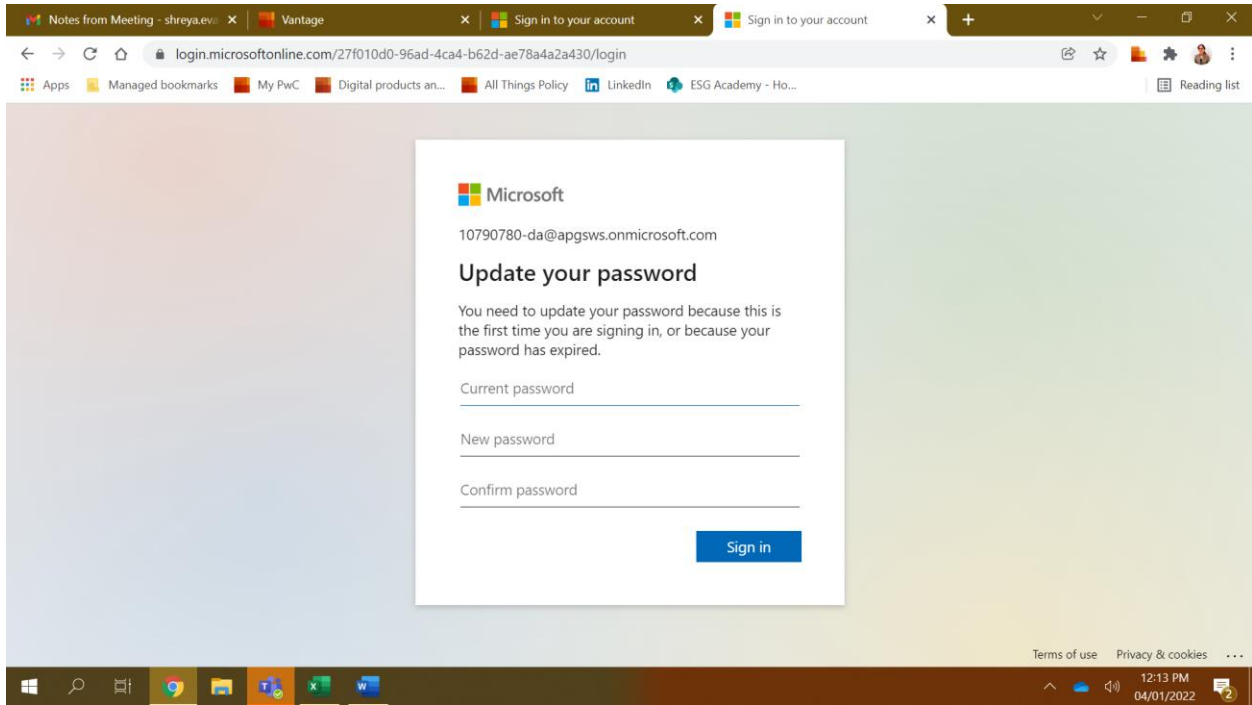
1. Enter the URL www.vswsonline.ap.gov.in for accessing the portal. Click on Log In



2. Enter Sign in ID and Passwords




- Once password is entered, update your password screen comes next when logging in for first time. This screen allows users to update new password



Notes from Meeting - shi x Vantage x Sign in to your account x Sign in to your account x గ్రామ వాళ్ళ సమీక్షలు x +

login.microsoftonline.com/common/SSPR/End

Apps Managed bookmarks My PwC Digital products an... All Things Policy LinkedIn ESG Academy - Ho... Reading list

 Microsoft

10790780-da@apgsws.onmicrosoft.com

More information required

Your organization needs more information to keep your account secure

[Use a different account](#)

[Learn more](#)

[Next](#)


Terms of use Privacy & cookies ...

12:19 PM 04/01/2022







Notes from Meeting - shi x Vantage x Sign in to your account x Sign in to your account x గ్రామ వాళ్ళ సమీక్షలు x +

login.microsoftonline.com/common/oauth2/authorize?client_id=0000000c-0000-0000-c000-000000000000&redirect_uri=https%3A%2F%2Facc...

Apps Managed bookmarks My PwC Digital products an... All Things Policy LinkedIn ESG Academy - Ho... Reading list

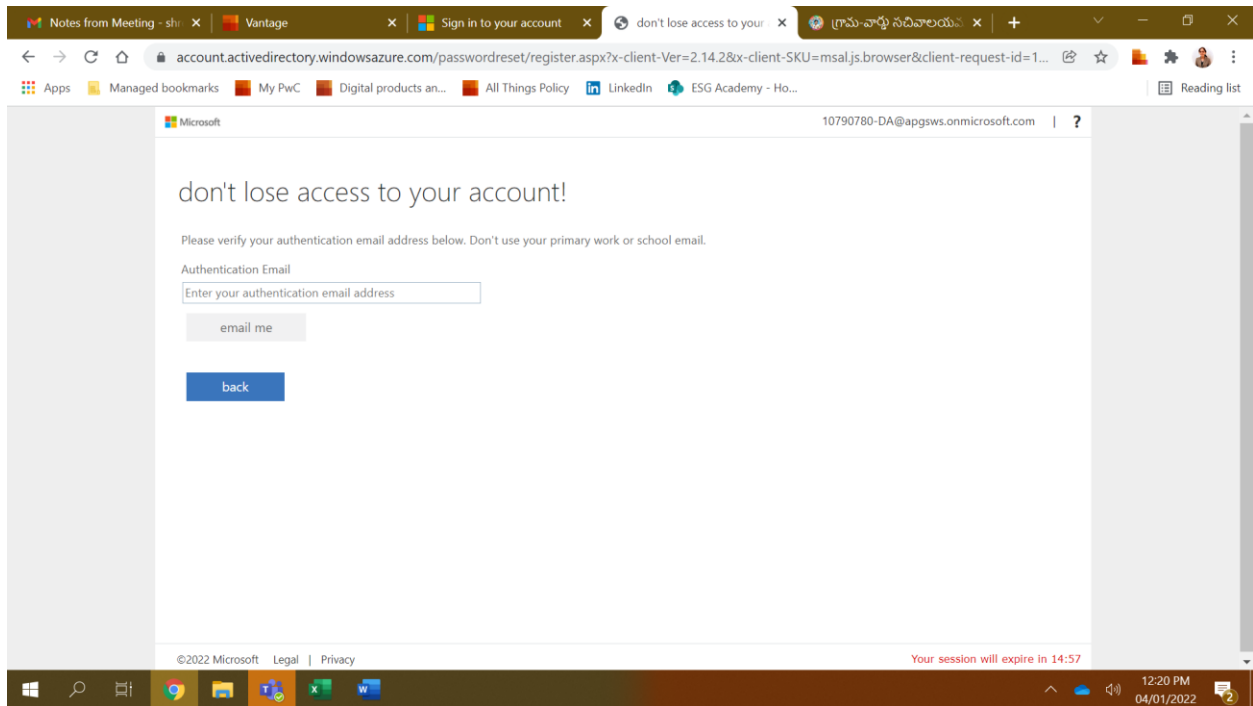
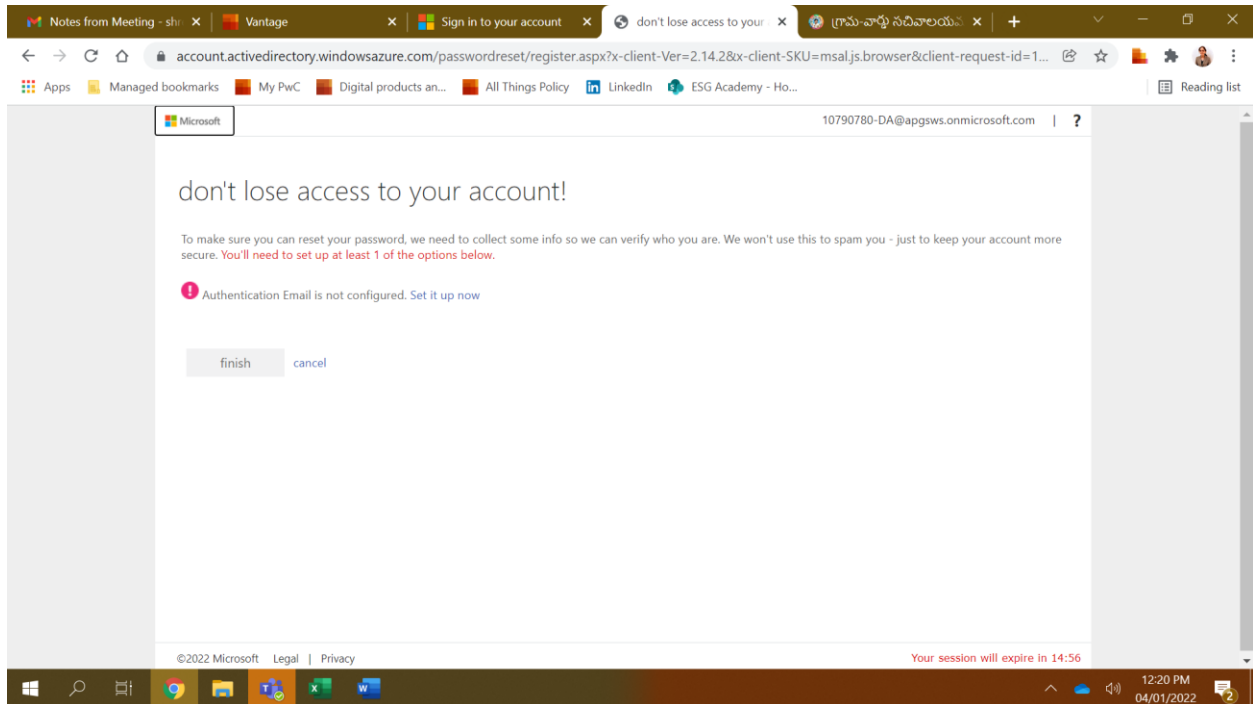
 Microsoft

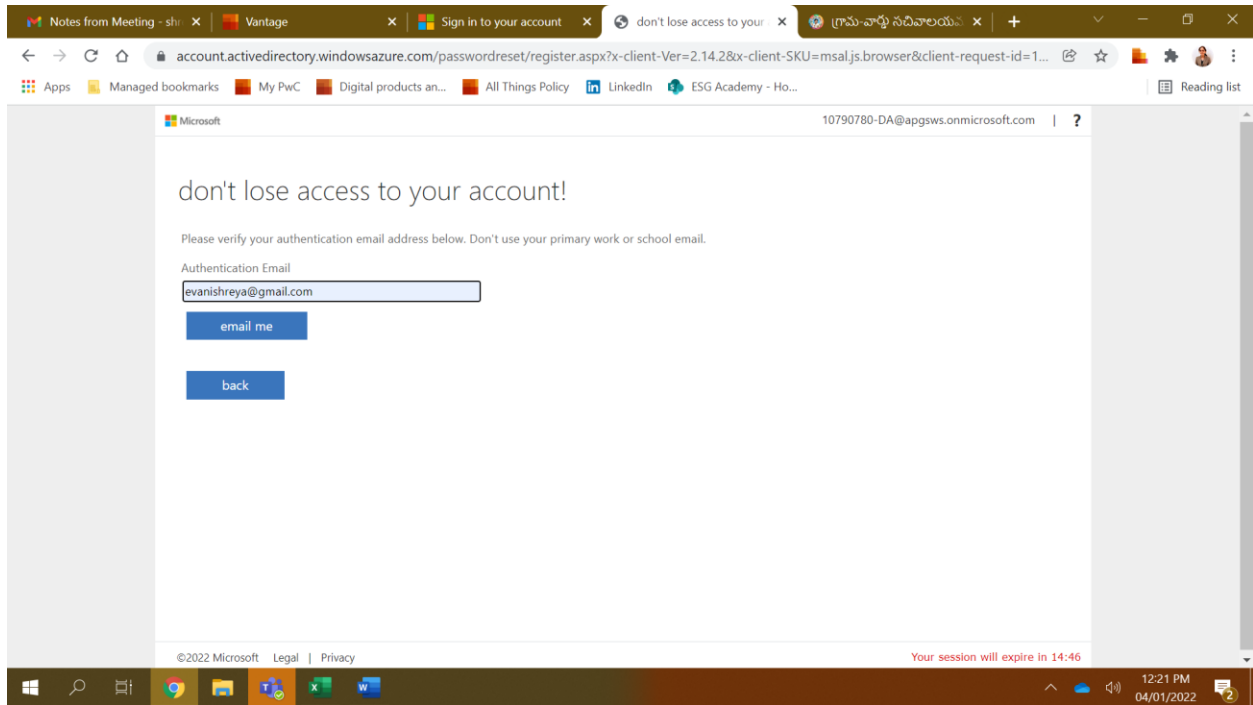
Pick an account

-  Jerripothu Chinna Srinu
10790780-DA@apgsws.onmicrosoft.com
Signed in
-  Shreya Evani (IN)
shreya.evani@pwc.com
Signed in
-  A Konduru - Tahsildar
U6311-TEH@apgsws.onmicrosoft.com
Signed in
-  U10790780-DA@apgsws.onmicrosoft.com
-  Test-DA@apgsws.onmicrosoft.com
-  Use another account

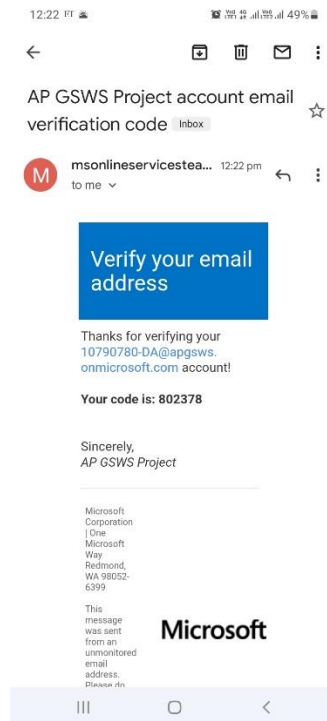
12:20 PM 04/01/2022

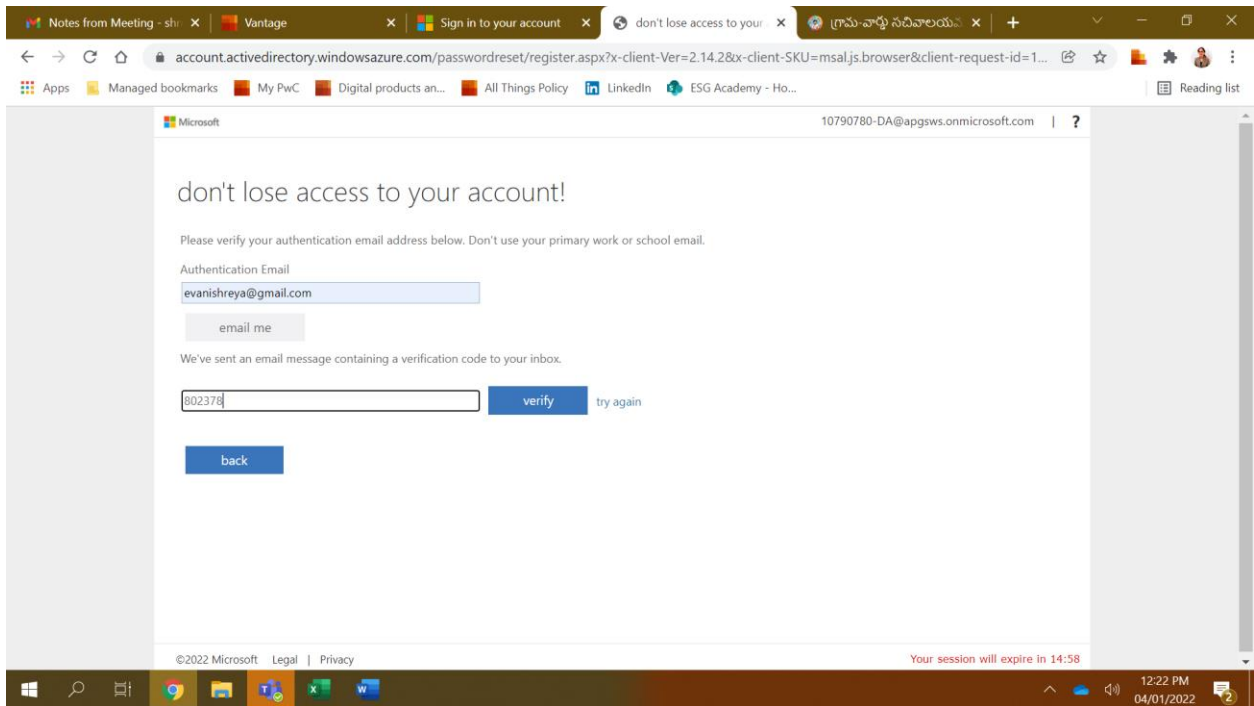
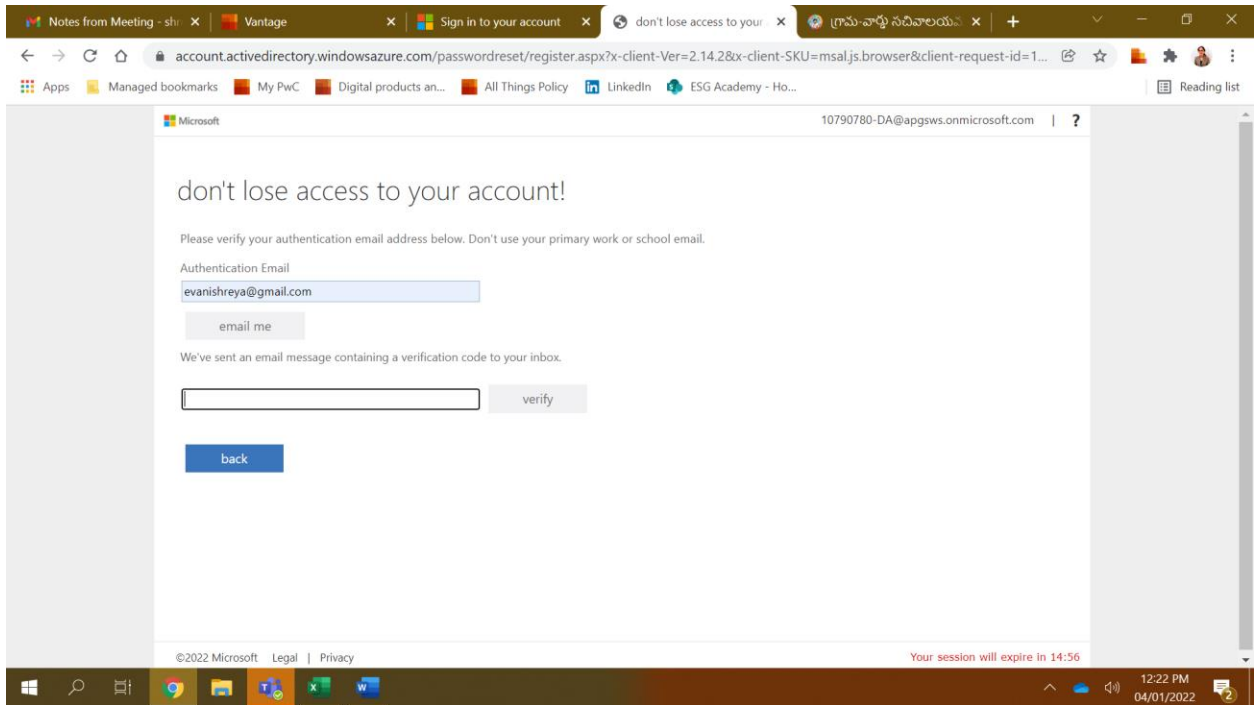
4. The following screens asks users to update their email id and setup the account.





5. Once user enters email id, code is sent to their mail for authentication





Notes from Meeting - shi x Vantage x Sign in to your account x don't lose access to your x గ్రామ వాళ్ళు సవివారము x +

account.activedirectory.windowsazure.com/passwordreset/register.aspx?x-client-Ver=2.14.2&x-client-SKU=msal.js.browser&client-request-id=1...

Microsoft 10790780-DA@apgsws.onmicrosoft.com | ?

don't lose access to your account!

Thanks! We'll use the info below to recover your account if you forget your password. Click "finish" to close this page.

✓ Authentication Email is set to evanishreya@gmail.com. [Change](#)

[finish](#) [cancel](#)

©2022 Microsoft Legal | Privacy Your session will expire in 14:56

12:22 PM 04/01/2022

Notes from Meeting - shi x Vantage x Sign in to your account x Sign in to your account x గ్రామ వాళ్ళు సవివారము x +

login.microsoftonline.com/common/SAS/ProcessAuth?request=rQIIAX2ST2jTYBiHm6arXUE3VGTChCr1D0rSL1_StCkMtrZbTVjbnNLU4TxNfnSpk...

Microsoft

10790780-da@apgsws.onmicrosoft.com

Stay signed in?

Do this to reduce the number of times you are asked to sign in.

Don't show this again

[No](#) [Yes](#)

Terms of use Privacy & cookies ...

12:23 PM 04/01/2022

6. Once email id is setup and verified, user can login to the portal as shown below

The screenshot shows a web browser window displaying the Vantage portal. The browser's address bar shows the URL `vswsonline.ap.gov.in/#/home`. The page header includes the logo of the Government of Andhra Pradesh and the name of the user, **Jerripothu Chinna Srinu**, with the role of **Digital Assistant**. The user's profile picture and the name of the Hon'ble Chief Minister, Sri YS Jagan Mohan Reddy, are also visible. The dashboard features several key performance indicators (KPIs) and navigation options. On the left, there is a sidebar with links for **View Transactions**, **Challan Payment**, and **Request Tracking System**. The main content area displays the following KPIs:

- Number of Service Requests Raised:** 0 Request
- Number of Service Requests Raised & Resided In The Same Secretariat:** 0 Request
- Number of Service Requests Flown To This Secretariat:** 0 Request
- Total Service Requests:** (Red button)
- Open Within SLA:** (Yellow button)
- Open Beyond SLA:** (Red button)
- Closed Within SLA:** (Green button)
- Closed Beyond SLA:** (Blue button)

Below these KPIs, there is a **Secretariat Ranking** section with two options: **At District Level** and **At Mandal Level**. The top right corner of the dashboard shows the current time as **12:23:27 PM** on **04 January 2022 TUE** and a **Log Out** button. The Windows taskbar at the bottom shows the system tray with the date and time **12:23 PM 04/01/2022**.