



GOVERNMENT OF ANDHRA PRADESH

GVWV & VSWS DEPARTMENT

Auto Nagar, Vijayawada

Jagananna Ammavodi 2023-34

Field Verification Data

User Manual

May 2023

Table of Contents

1. Introduction:	3
2. NBM Portal -Field Verification Data Module	4
2.1 Login to NBM	4
2.2 Search by Category Scenarios.....	5
2.3 Search by Student ID.....	10
3. NBM Portal -Ammavodi Tagging Report	11

1. Introduction:

The following scenarios have been identified in the Jagananna Ammavodi data for 2023-2024 which require field verification. Scenario wise action to be taken is as below:

Scenario	Action to be taken
Child Aadhaar number invalid but Mother Aadhaar in Household.	Enter Correct child Aadhaar. Also add the child in Household data if he/she is not present in Household
Mother Aadhaar number invalid but Child Aadhaar in Household.	Enter Correct Mother Aadhaar. Also add the mother in Household data if she is not present in Household
Child and Mother Aadhaar in Household but in different Household	Based on field verification, decide if mother has to migrate to child's Household or child has to migrate to mother's Household and mark in NBM portal accordingly.
Same Aadhaar for Mother and Child	Identify and mark to whom the Aadhaar corresponds to and based on field verification enter the missing Child/Mother's Aadhaar
Child Aadhaar in Household but Mother Aadhaar not in Household	No action needs to be taken in the NBM portal. Based on field verification, add the missing child or mother in the Household database through Panchayat Secretary(PSO login or volunteer app).
Child Aadhaar not in Household but Mother Aadhaar in Household	

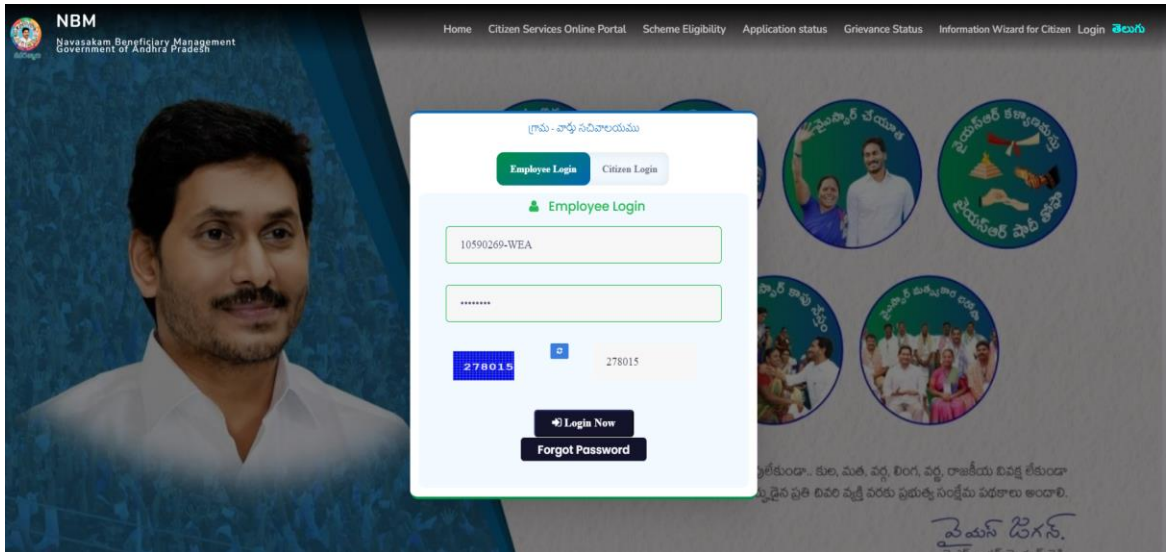
Note that

- In all the scenarios Mother/Father and Child must be in the same Household to avail the benefit.
- Only in case the guardian is selected, the child and guardian can belong to different households. To select Guardian both mother and father of the child should be dead.

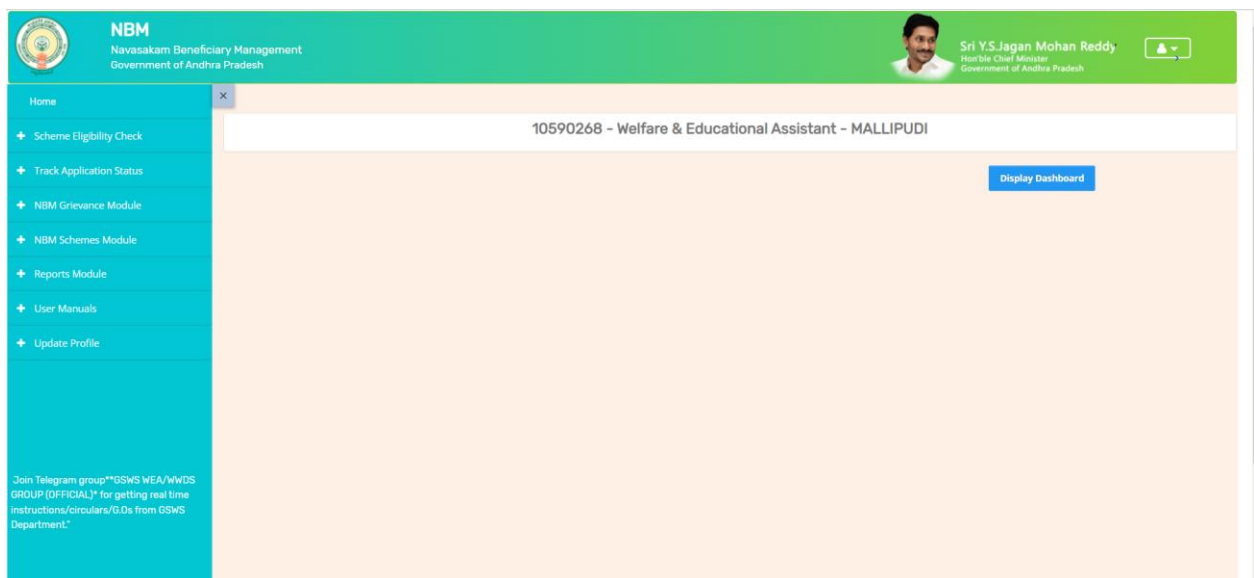
2. NBM Portal -Field Verification Data Module

2.1 Login to NBM

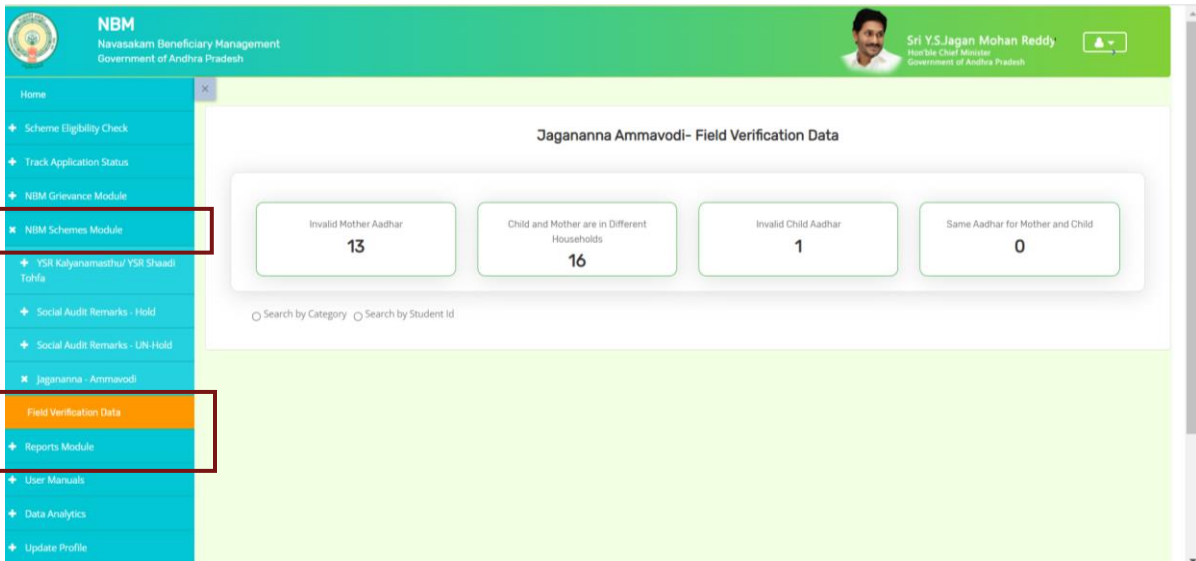
- When user clicks on the link below, user is directed to NBM Landing page which is as shown below. <https://gsws-nbm.ap.gov.in/NBM/Home/Main>. User can enter the login credentials and login to the NBM Portal.



- Once the user logs into the portal, the screen is as shown below.

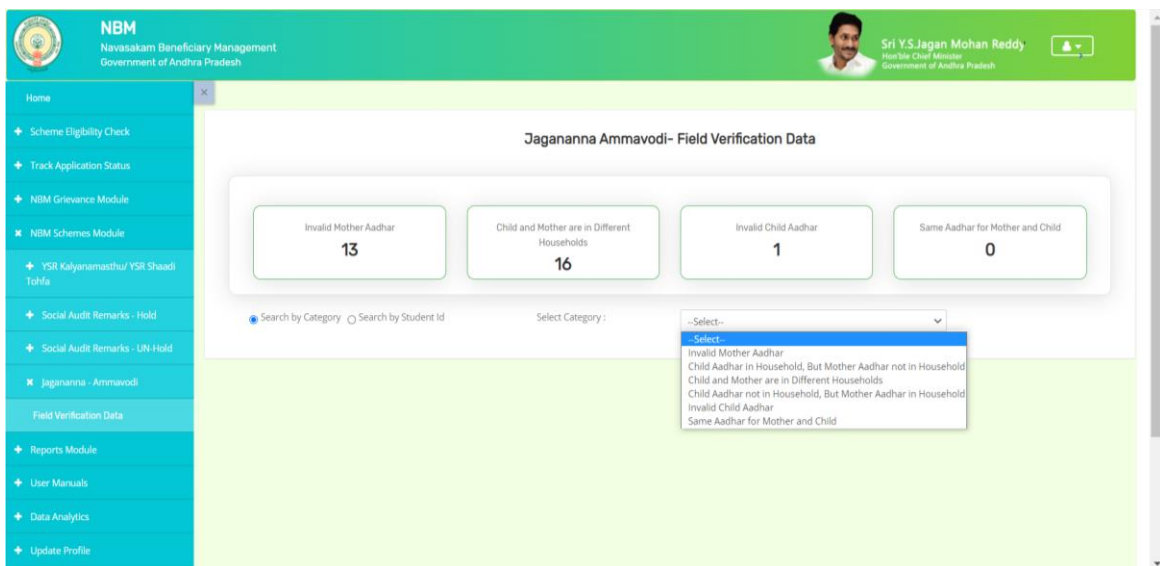


- In the “NBM Schemes Module” click on “Jagananna Ammavodi” and then click on “Field Verification Data”. The Field verification dashboard is as follows.



2.2 Search by Category Scenarios

- When you click on “**Search by Category**” dropdown the following scenarios are displayed:
 - a. Invalid Mother Aadhaar
 - b. Child Aadhaar in Household but Mother Aadhaar not in Household
 - c. Child and Mother are in different Household
 - d. Child Aadhaar not in Household but Mother Aadhaar in Household
 - e. Invalid Child Aadhaar
 - f. Same Aadhaar for Mother and Child.



Scenario 1: Invalid Mother Aadhar.

The screen is as shown below.

The screenshot displays the 'Jagananna Ammavodi- Field Verification Data' interface. At the top, there are four summary boxes: 'Invalid Mother Aadhar' (13), 'Child and Mother are in Different Households' (16), 'Invalid Child Aadhar' (1), and 'Same Aadhar for Mother and Child' (0). Below these is a search bar with a dropdown menu set to 'Invalid Mother Aadhar'. A table lists five records with columns for S.No, Child ID, Child Name, Child Household ID, Mother Alive, Relation, Aadhar, and an Edit button.

S.No	Child ID	Child Name(Last 4 digits Aadhar)	Child Household ID	Mother Alive	Relation	Aadhar	
1	1605005238	VENDRA TEJA SRI CHARAN (4381)	...9870854381	<input type="radio"/> Yes <input type="radio"/> No	-Select-	NULL	Edit
2	1705012734	NAKKA RISHI (1487)	...2404001487	<input type="radio"/> Yes <input type="radio"/> No	-Select-	NULL	Edit
3	3000701528	SANABOYINA Sanaboyina Harsha Vardhan (1583)	...6656641583	<input type="radio"/> Yes <input type="radio"/> No	-Select-	NULL	Edit
4	1705038180	PATURI VAMSI KRISHNA (5798)	...0164735798	<input type="radio"/> Yes <input type="radio"/> No	-Select-	NULL	Edit
5	1505351265	POLAMURI DHANUSH DURGA SAI (4315)	...9836814315	<input type="radio"/> Yes <input type="radio"/> No	-Select-	NULL	Edit

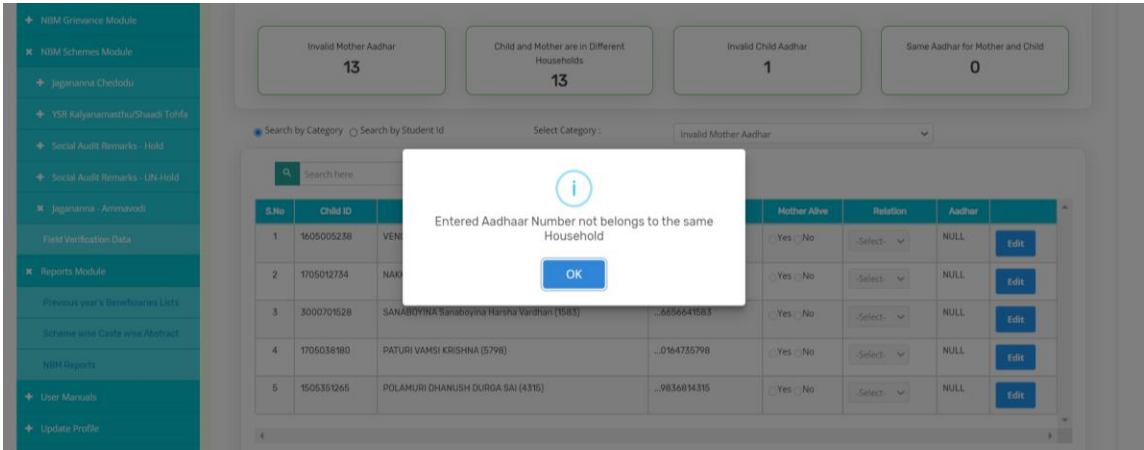
Click on “Edit”. Based on field verification, in the “Mother Alive” column select if the mother is alive or dead. If alive enter the Mother’s Aadhaar. If dead select relationship of person whose Aadhaar is being entered with the child - Father /Guardian.

Whether the Aadhaar number of Mother/Father entered belongs to the household of the child will be validated. It will be accepted only if child and Parent belong to the same household. In case of guardian, the child and guardian can belong to different households.

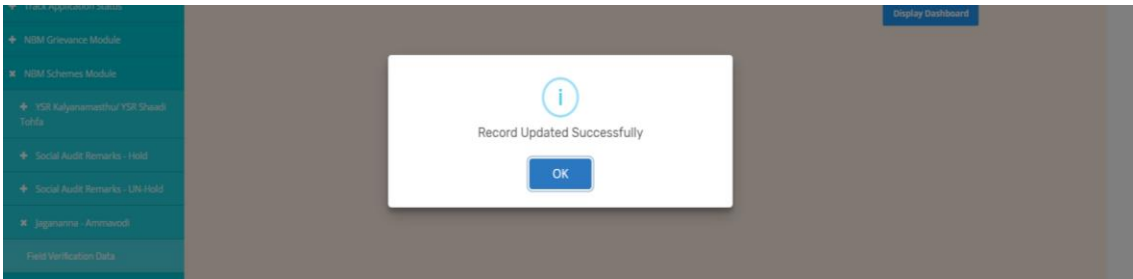
This screenshot shows the same interface as the previous one, but with the first record selected for editing. The 'Mother Alive' column has radio buttons for 'Yes' and 'No', with 'Yes' selected. The 'Relation' dropdown menu is open, showing options: '-Select-', 'Father', and 'Guardian'. The 'Aadhar' column contains a red input field with a white cursor. To the right of the input field are 'Cancel' and 'Submit' buttons. The 'Edit' button in the table row is also visible.

S.No	Child ID	Child Name(Last 4 digits Aadhar)	Child Household ID	Mother Alive	Relation	Aadhar	
1	1605005238	VENDRA TEJA SRI CHARAN (4381)	...9870854381	<input checked="" type="radio"/> Yes <input type="radio"/> No	-Select- Father Guardian	<input type="text"/>	Cancel Submit Edit
2	1705012734	NAKKA RISHI (1487)	...2404001487	<input type="radio"/> Yes <input type="radio"/> No	-Select-	NULL	Edit
3	3000701528	SANABOYINA Sanaboyina Harsha Vardhan (1583)	...6656641583	<input type="radio"/> Yes <input type="radio"/> No	-Select-	NULL	Edit
4	1705038180	PATURI VAMSI KRISHNA (5798)	...0164735798	<input type="radio"/> Yes <input type="radio"/> No	-Select-	NULL	Edit
5	1505351265	POLAMURI DHANUSH DURGA SAI (4315)	...9836814315	<input type="radio"/> Yes <input type="radio"/> No	-Select-	NULL	Edit

If the Mother/Father does not belong to the same household. The following message is displayed.

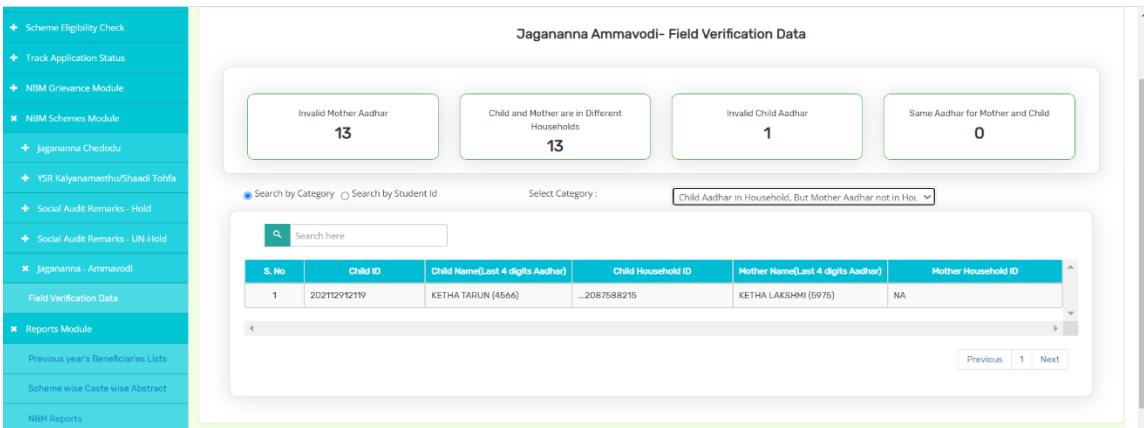


If the validation is correct the record will be updated as shown below.



Scenario 2: Child Aadhaar in Household but Mother Aadhaar not in Household

In this scenario no action needs to be taken in NBM portal. Based on the list, the WEA/WEDPS concerned must ensure that the mother is added to child's Household through volunteer or PS login.



Scenario 3: Child and Mother are in different Household

In this scenario, select the relationship of the child with the Aadhaar number mentioned in the “Mother Name (Last 4-digit Aadhaar)” column - Mother/Father/Guardian. Then based on field verification, in the “Migration Category” select whether user has to

- migrate Parent/Guardian to Child Household, or
- migrate Child to Parent/Guardian household.

The screenshot shows the NBM portal interface. At the top, there are four summary boxes: 'Invalid Mother Aadhar' (13), 'Child and Mother are in Different Households' (13), 'Invalid Child Aadhar' (1), and 'Same Aadhar for Mother and Child' (0). Below these, there are search options and a dropdown menu set to 'Child and Mother are in Different Households'. A table with 5 rows is displayed. The first row is selected, and a dropdown menu for 'Migration Category' is open, showing options: 'Select', 'Migrate Parent/Guardian to Child Household', and 'Migrate Child to Parent/Guardian Household'. The table columns are: S.No, Child ID, Child Name (Last 4 digits Aadhar), Child Household ID, Mother Name (Last 4 digits Aadhar), Mother Household ID, Relation, and Migration Category.

S.No	Child ID	Child Name (Last 4 digits Aadhar)	Child Household ID	Mother Name (Last 4 digits Aadhar)	Mother Household ID	Relation	Migration Category
1	3000091847	MALLOJU Malloju Madhuri (4697)	...1070443324	lakshmpirasanna (5844)	...3034045610	Father	Select
2	3000218143	BUTTI Butti Sindhu (1631)	...5063819920	Butti Rajeswari (6053)	...9051528088	Select	Select
3	1505551231	DARAPUREDDY MARUTHI (9749)	...9105321377	Darapureddy Kota Satyavathi (2025)	...9105237689	Select	Select
4	2035111753	CHEBATTULA THOMALI SALOMI (7565)	...9124020545	Chabattula Sarojini (4038)	...9060820484	Select	Select
5	1906074884	CHINTHA USHODAI PRAKASH CH (2037)	...0013517471	Kumari Nagendra Chinta (5047)	...6120127177	Select	Select

Once you click on submit the record is updated successfully.

Scenario 4: Child Aadhaar not in Household but Mother Aadhaar in Household

In this scenario no action needs to be taken in NBM portal. Based on the list, the WEA/WEDPS concerned must ensure that the child is added to mother’s Household through volunteer or PS login.

The screenshot shows the NBM portal interface. At the top, there are four summary boxes: 'Invalid Mother Aadhar' (13), 'Child and Mother are in Different Households' (13), 'Invalid Child Aadhar' (1), and 'Same Aadhar for Mother and Child' (0). Below these, there are search options and a dropdown menu set to 'Child Aadhaar not in Household, But Mother Aadhar in Ho...'. A table with 5 rows is displayed. The table columns are: S.No, Child ID, Child Name (Last 4 digits Aadhar), Child Household ID, Mother Name (Last 4 digits Aadhar), and Mother Household ID.

S.No	Child ID	Child Name (Last 4 digits Aadhar)	Child Household ID	Mother Name (Last 4 digits Aadhar)	Mother Household ID
1	1805057102	K SRI LAKSHMI (7263)	NA	Kalidindi Vijaya (7690)	...9104529233
2	1505396436	PIDAKALA MAHIMA SANKEERTANA (5927)	NA	Udimudi Sivamma (8026)	...3092259724
3	2035123441	MALLULA VARUN PRABHU (4175)	NA	MALLULA NAGESWARI (5585)	...6031529353
4	1505427979	ADAPA TEJESWANI (7624)	NA	Adapa Radha (1662)	...8758105664
5	3000939334	VENDRA RENISHA (2173)	NA	Katta Ramadevi (0639)	...5052042341

Scenario 5: Invalid Child Aadhaar

In this scenario, click on “edit” and based on field verification enter the child’s Aadhaar number.

Jagananna Ammavodi- Field Verification Data

Invalid Mother Aadhaar: 13
Child and Mother are in Different Households: 13
Invalid Child Aadhaar: 1
Same Aadhaar for Mother and Child: 0

Search by Category Search by Student Id Select Category: Invalid Child Aadhaar

Search here

S.No	Child ID	Child Name	Child Aadhaar	Mother Name (Last 4 digits Aadhaar)	Mother Household ID	
1	3001027937	JOGI PRANAY TEJA	[Redacted]	JOGI DURGA (9647)	..802214897	Cancel Submit

Previous 1 Next

Click on submit and the record is updated successfully.

Scenario 6: Same Aadhaar for Mother and Child.

The screen is shown below.

NBM Navasakam Beneficiary Management Government of Andhra Pradesh

Jagananna Ammavodi- Field Verification Data

Invalid Mother Aadhaar: 4
Child and Mother are in Different Households: 16
Invalid Child Aadhaar: 3
Same Aadhaar for Mother and Child: 1

Search by Category Search by Student Id Select Category: Same Aadhaar for Mother and Child

Search here

S.No	Child ID	Child Name	Child Aadhaar	Mother Name	Mother Aadhaar	Change Category	
1	202113170252	CHINNAREDDY SAI SIVA REDDY	XXXXXXXX0978	CHINNAREDDY VENKATA LAKSHMI	XXXXXXXX0978	Select	Edit

Previous 1 Next

Click on “Edit”. In the “Change Category” there are two options:

- Change Mother/Father/Guardian Aadhaar – This implies that the Aadhaar shown corresponds to the child and the Aadhaar of the mother/father/guardian has to be entered in the “New Aadhaar” Column.

- b. Change Child Aadhaar – This implies that the Aadhaar shown belongs to the Mother/Father/Guardian and the Child’s Aadhaar has to be entered in in the “New Aadhaar” Column.

Jagananna Ammavodi- Field Verification Data

Invalid Mother Aadhar: 4 | Child and Mother are in Different Households: 16 | Invalid Child Aadhar: 3 | Same Aadhar for Mother and Child: 1

Search by Category | Search by Student Id | Select Category: Same Aadhar for Mother and Child

S.No	Child ID	Child Name	Child Aadhar	Mother Name	Mother Aadhar	Change Category	New Aadhar	
1	202113170252	CHINNAREDDY SAI SIVA REDDY	XXXXXXXX0978	CHINNAREDDY VENKATA LAKSHMI	XXXXXXXX0978	Change		Cancel Submit

2.3 Search by Student ID

Additionally for the scenarios identified, the “**Search by Student ID**” option is also provided. The user can enter the Student ID of the child and take necessary action according to the above scenarios.

Jagananna Ammavodi- Field Verification Data

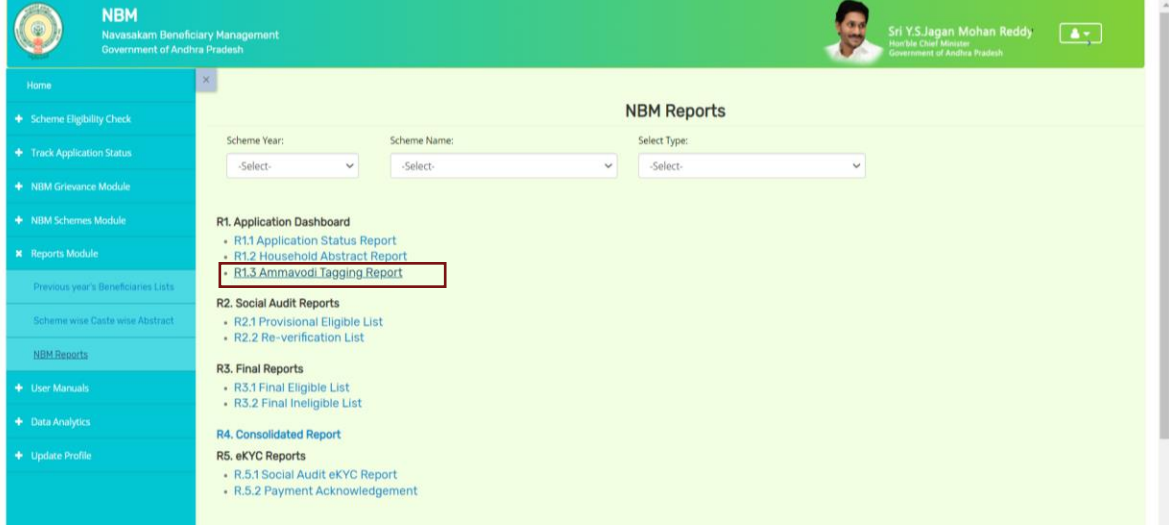
Invalid Mother Aadhar: 7 | Child and Mother are in Different Households: 23 | Invalid Child Aadhar: 2 | Same Aadhar for Mother and Child: 0

Search by Category | Search by Student Id | Student ID: [Redacted] | GET DATA

S.No	Child ID	Child Name (Last 4 digits Aadhar)	Child Household ID	Mother Name (Last 4 digits Aadhar)	Mother Household ID	Relation	Migration Category	
1	202213915599	KOVVURI DEEPTHI NAVYA SRI (5643)	..A013930431	KOVVURI RAMA TULASI (4002)	..5050701780	Select	Select	Edit

3. NBM Portal -Ammavodi Tagging Report

In Reports module, in the NMB Reports page, click on “Ammavodi Tagging Report” as shown below.



The district wise scenario wise report is shown as follows. The report can be drilled down from district to secretariat level.

గ్రామ - వార్డు సచివాలయము Government of Andhra Pradesh Ammavodi Tagging Report

Excel Download

S.No	District	Child UID in Household, But Invalid Mother UID	Child UID in Household, But Mother UID not in Household	Both Child & Mother UID's are not in Same Household	Child UID not in Household, But Mother UID in Household	Both Child & Mother UID's are Invalid	Invalid Child UID, But Mother UID in Household	Both Child & Mother UID's are in Same Household
1	KRISHNA	4629	670	7197	9944	0	1043	360
2	GUNTUR	8426	973	11302	16327	0	1759	610
3	ANNAMAYYA	6503	1831	17806	15397	0	2979	471
4	TIRUPATI	8361	1310	13480	18114	0	4983	559
5	SRI SATHYA SAI	5720	1047	13245	11942	0	1343	397
6	VIZIANAGARAM	5771	969	10710	10128	0	789	697
7	KURNOOL	8209	1695	25371	17190	0	1630	937
8	SRI POTTI SRIRAMULU NELLORE	9761	1367	15231	24461	0	4369	904
9	DR.B.R.AMBEDKAR KONASEEMA	3348	729	8436	7404	0	654	284