



Consistent Rhythms Application
Anganwadi centres Audit
WEA/WEDPS - User Manual
Version 9.1.2



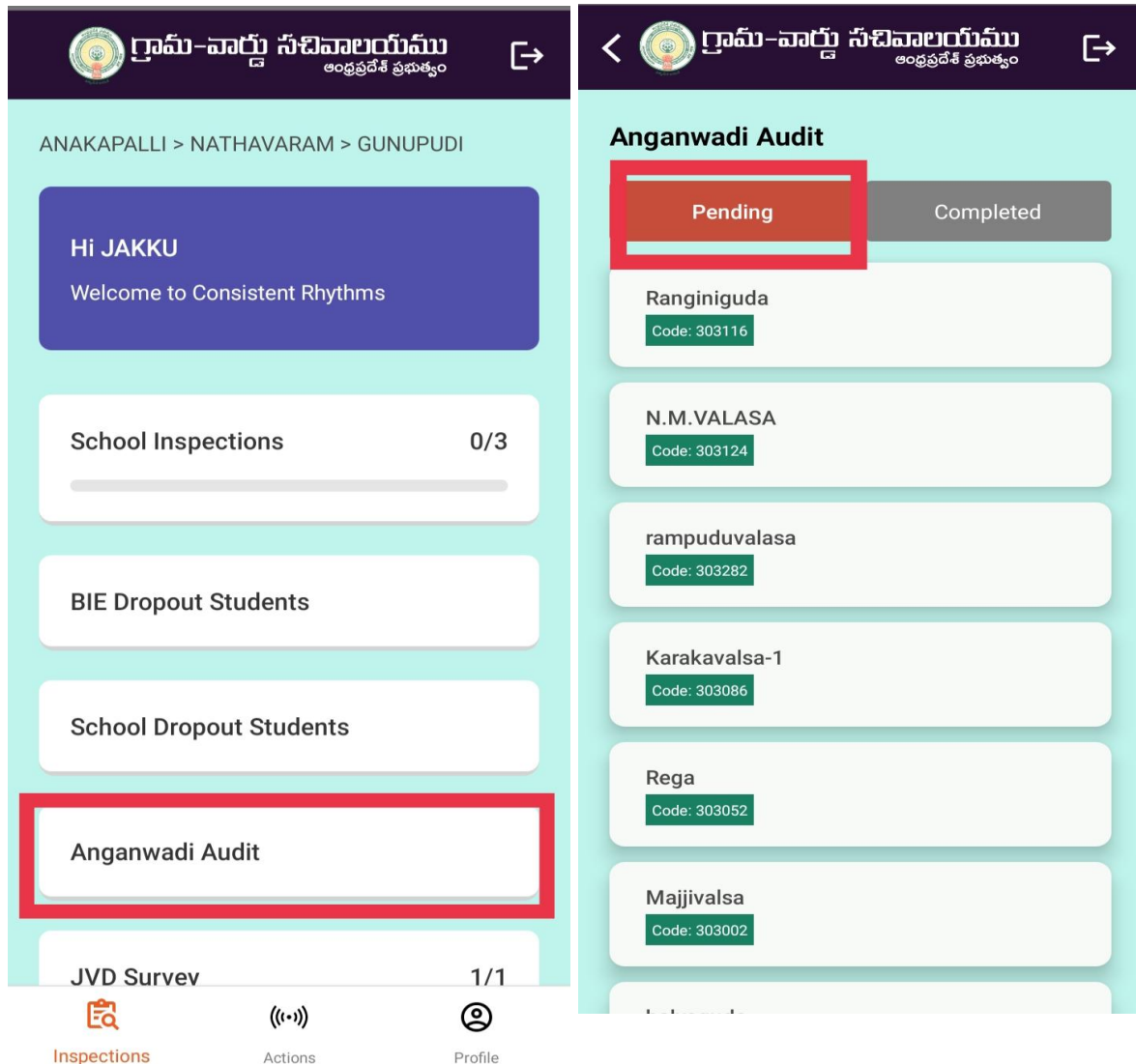
*An initiative of Government of
Andhra Pradesh*

Introduction:

The Anganwadi Centre Audit user manual provides step-by-step instructions for conducting audits of Anganwadi Centres (AWCs) using the Consistent Rhythms Application. This manual will guide you through the audit process, ensuring accurate data collection and efficient evaluation of AWCs. Please follow the instructions carefully to ensure a successful audit.

On the top of the screen the District name > Mandal name > secretariat name will be displayed.

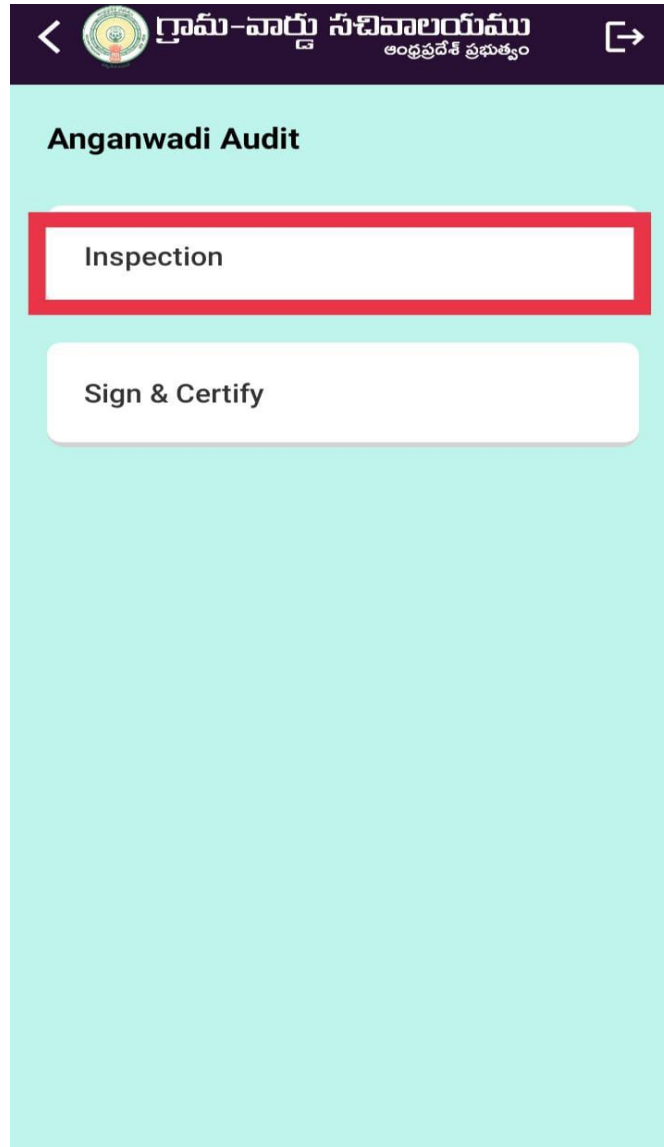
Note: Please verify that you are mapped to a correct secretariat , the list of Anganwadi centres and if there are any changes in the secretariat and Anganwadi centres mapping, please email us at support@vsws.co.in.



Survey:

After selecting an Anganwadi Centre from the app, you will be presented with different tabs, including Inspection, Sign and Certify.

Click on the "Inspection" tab to begin conducting the audit and collecting data for the selected Anganwadi Centre.



Nadu Nedu Works:

Q1. Whether the Anganwadi Centre (AWC) is taken up under Nadu Nedu Works?
Select "Yes" or "No."

If Yes, select the type of works from the dropdown menu: Building with Furniture, Repairs with Furniture, or Only Furniture.

Gunupudi-I Enrolled Strength: 0
Current Strength: 0

Anganwadi Audit

Whether the Anganwadi Centre (AWC) *
is taken up under Nadu Nedu Works

Yes No

Type of works*

AWCs Room/Building

Functional?*

Yes No

Building with Furniture

Repairs with Furniture

Only Furniture

AWC's Room/Building:

Q2. Is Functional?

Select "Yes" or "No" to indicate whether the AWC's room or building is functional and in proper condition.

If the answer is No, select If it is repairable? "Yes" or "No"

Toilets:

Q3. Are Toilets available? Select "Yes" or "No" to indicate whether the AWC has toilets. If the answer is " Yes"

a)Functional? Select "Yes" or "No" to indicate whether the toilets at the AWC are functional.

b) Running Water? Select "Yes" or "No" to indicate whether running water is available in the toilets.

c) Repairs Required: Select "Yes" or "No" to indicate whether repairs are required for the toilets.

The screenshot shows a mobile application interface with a dark purple header. The header contains a back arrow, a logo, the text 'గ్రామ-వార్డు సచివాలయము' (Gram Ward Sachivalayam), and a forward arrow. Below the header, the form is divided into two main sections: 'AWCs Room/Building' and 'Toilets'. Each section contains several questions with radio button options for 'Yes' and 'No'. The 'AWCs Room/Building' section has two questions: 'Functional?*' and 'Is it repairable? *'. The 'Toilets' section has four questions: 'Are Toilets Available?*', 'Functional?*', 'Running water?*', and 'Repairs Required? *'. In the 'Functional?' question for AWCs Room/Building, the 'No' option is selected. In the 'Is it repairable? *' question, the 'Yes' option is selected. In the 'Are Toilets Available?*' question, the 'Yes' option is selected. In the 'Functional?*' question for Toilets, the 'Yes' option is selected. In the 'Running water?*' question, the 'Yes' option is selected. In the 'Repairs Required? *' question, the 'Yes' option is selected.

Drinking Water:

Q4. Panchayat/Municipal Tap? Select "Yes" or "No" to indicate whether the AWC has access to drinking water from a Panchayat/Municipal tap.

Q5. R.O Unit Available? Select "Yes" or "No" to indicate whether an R.O unit is available for drinking water purification.

Electrification:

Q6. Fans Required? Select "Yes" or "No" to indicate whether fans are required at the AWC. If Yes, enter the maximum count of fans required (up to 3).

Q7. Tube Lights Required? Select "Yes" or "No" to indicate whether tube lights are required at the AWC.

If Yes, enter the maximum count of tube lights required (up to 4).

Q8. Wiring? Select "Yes" or "No" to indicate whether wiring is required at the AWC.

Furniture:

Q9. Availability of Furniture: Select "Yes" or "No" to indicate whether the AWC has furniture available.

Q10. Is Painting Required? Select "Yes" or "No" to indicate whether painting is required at the AWC.

Q11. Is Wall Art Required? Select "Yes" or "No" to indicate whether wall art is required at the AWC.

The screenshot shows a mobile application interface for an AWC assessment. At the top, there is a header with a logo on the left, the text 'గ్రామ-వారు సచివాలయము' (Gram-Varu Sachivalayamu) in the center, and 'ఆంధ్రప్రదేశ్ ప్రభుత్వం' (Andhra Pradesh Government) below it. On the right side of the header is a share icon. Below the header, there are two radio button options: 'Yes' (selected) and 'No'. The main form area contains the following questions and inputs:

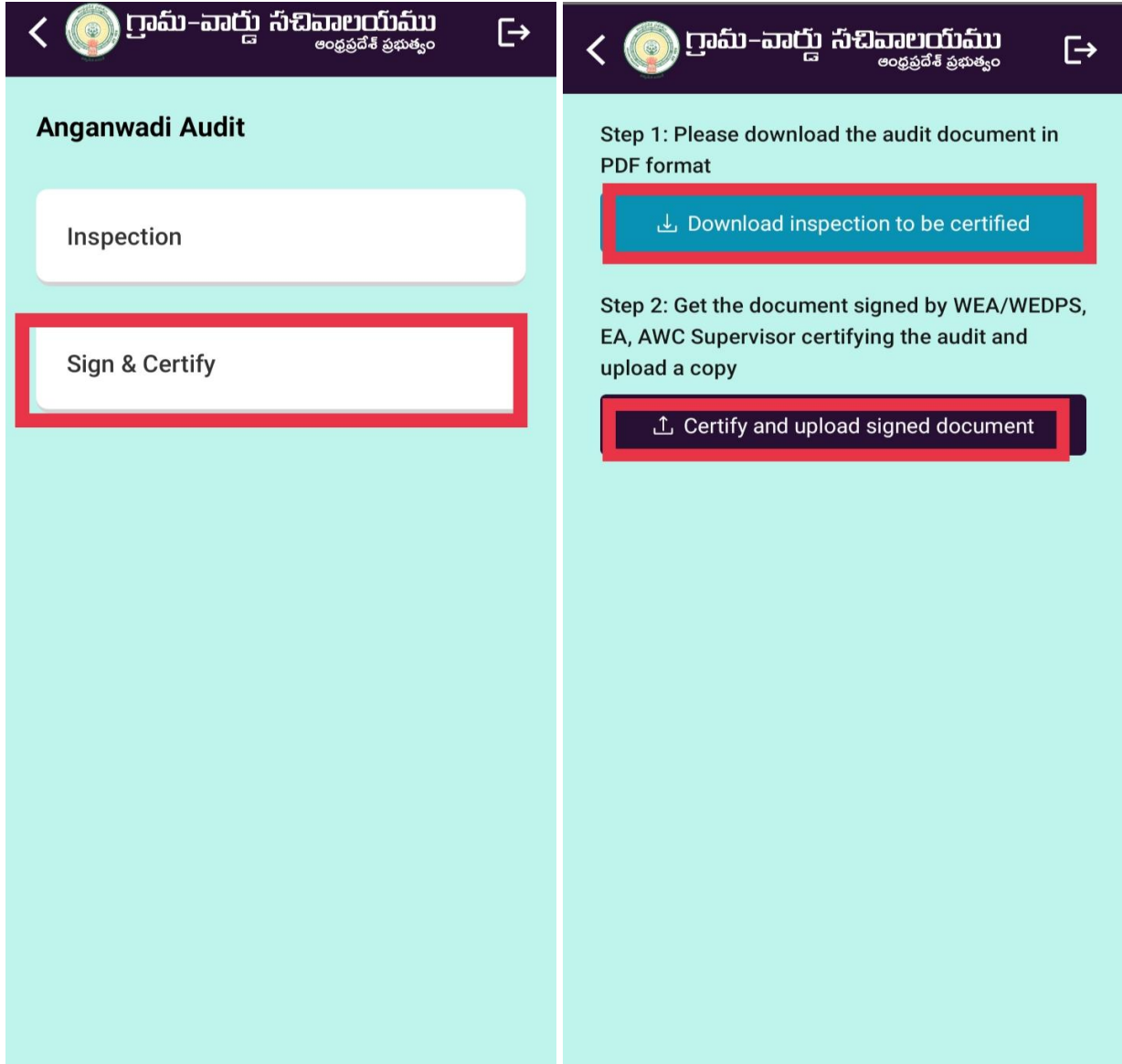
- Lights Count***: A text input field containing the number '4'.
- Wiring Required?***: Radio button options for 'Yes' (selected) and 'No'.
- Furniture**: A section header with a chair icon.
- Availability of furniture?***: Radio button options for 'Yes' (selected) and 'No'.
- Is painting required?***: Radio button options for 'Yes' (selected) and 'No'.
- Is wall art required?***: Radio button options for 'Yes' (selected) and 'No'.

At the bottom of the form is a dark purple button labeled 'Submit'.

Sign & Certify:

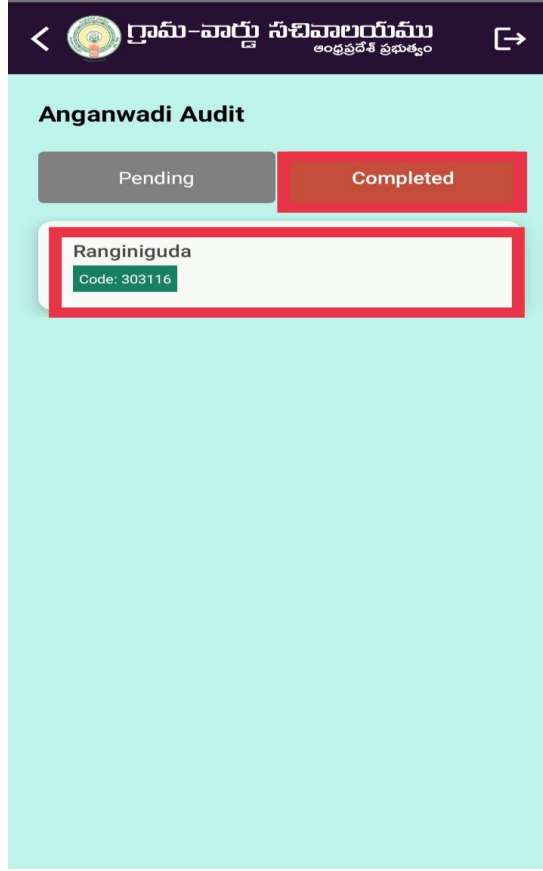
Once you have completed the survey and ensured all necessary fields are filled, click on the "Sign and Certify" tab. Then by clicking on the Download button a pre-populated inspection response will be stored as a pdf file in your device.

Print out the downloaded pdf file and get it signed with the concerned officers mentioned in the below image and also in the downloaded pdf format.



Certify & Upload Signed document:

Click on the "Certify & Upload Signed document" button and select the scanned copy of the signed inspection response from your device's storage. After uploading successfully the Anganwadi centre will be moved to the completed list like shown in the image below.



Technical Support Details

Email us at

support@vsws.co.in

[9154409663](tel:9154409663)

[9154372352](tel:9154372352)

[9154409886](tel:9154409886)

[9154409884](tel:9154409884)

[9154372354](tel:9154372354)

Thank you!